



GRADE 3 ELA

English Language Arts/Literacy Assessment Report, 2016–2017

This report shows whether FIRSTNAME met grade-level expectations and is on track for the next grade level. **This assessment is just one measure of how well your child is performing academically.**

To learn more about the test and to view sample questions and practice tests, visit UnderstandTheScore.org.

How Can You Use This Report?

Ask your child's teachers:

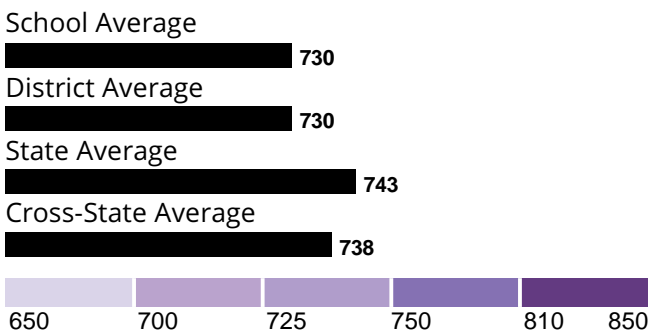
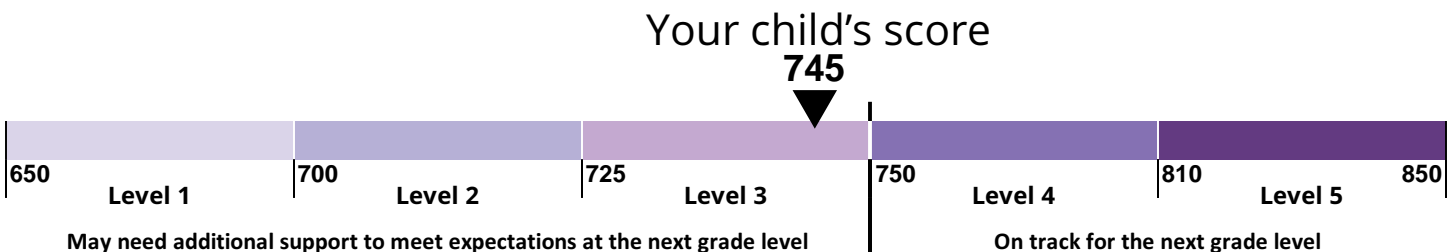
- What do you see as my child's academic strengths and areas for improvement?
- How will you use these test results to help my child make progress this school year?

See side 2 of this report for specific information on your child's performance in reading and writing.

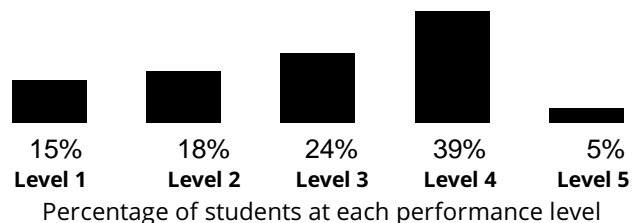
How Did FIRSTNAME Perform Overall?

Performance Level 3

- Level 5** Exceeded Expectations
- Level 4** Met Expectations
- Level 3** Approached Expectations
- Level 2** Partially Met Expectations
- Level 1** Did Not Yet Meet Expectations



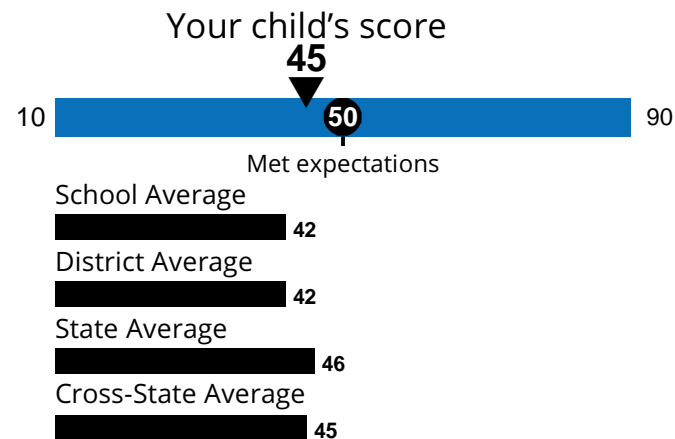
How Students in New Jersey Performed



The probable range in the student's overall score on this test is plus or minus 7.3 points. This is the amount of change that would be expected in your child's score if he/she were to take the test many times. Small differences in scores should not be overinterpreted.

How Did Your Child Perform in Reading and Writing?

READING



↑ LITERARY TEXT

Your child performed about the same as students who **met or exceeded expectations**. Students meet expectations by showing they can read and analyze fiction, drama, and poetry.

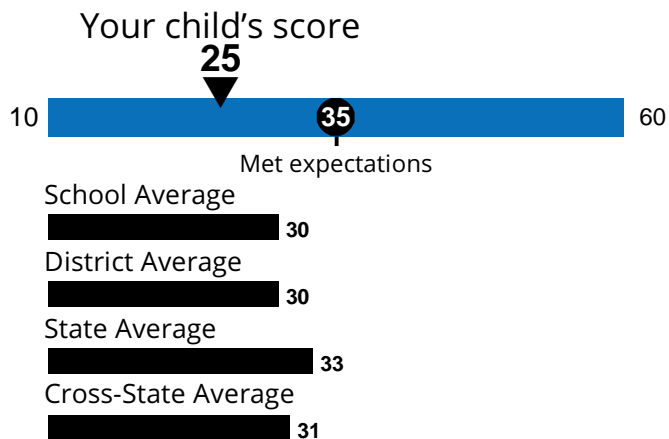
↔ INFORMATIONAL TEXT

Your child performed about the same as students who **approached expectations**. Students meet expectations by showing they can read and analyze nonfiction, history, science, and the arts.

↓ VOCABULARY

Your child performed about the same as students who **did not yet meet or partially met expectations**. Students meet expectations by showing they can use context to determine what words and phrases mean.

WRITING



↑ WRITING EXPRESSION

Your child performed about the same as students who **met or exceeded expectations**. Students meet expectations by showing they can compose well-developed writing, using details from what they have read.

↔ KNOWLEDGE AND USE OF LANGUAGE CONVENTIONS

Your child performed about the same as students who **approached expectations**. Students meet expectations by showing they can compose writing using rules of standard English.

LEGEND
Your child performed about the same as students who:

Met or Exceeded Expectations	Approached Expectations	Did Not Yet Meet or Partially Met Expectations
------------------------------	-------------------------	--

What are the PARCC tests? The tests measure how well students have learned grade-level material in English language arts/literacy and mathematics. Students who meet or exceed expectations are likely on track for the next grade or course and, ultimately, for college and careers. The tests include questions that measure your child's fundamental skills and knowledge, and require students to think critically, solve problems, and support or explain their answers. The test is one of several ways to help parents and teachers understand how well children are learning.

How will my child's school use the test results? Results from the test give your child's teacher information about his/her academic performance. The results also give your school and school district important information to make improvements to the education program and to teaching.

Learn more about PARCC and New Jersey's college- and career-ready standards
Explore your school website, or ask your principal, for information on your school's annual PARCC assessment schedule; the curriculum chosen by your district to give students more hands-on learning experiences that meet state standards; and to learn more about how test results contribute to school improvements. You can also learn more about New Jersey's K-12 standards at <http://www.state.nj.us/education/cccs/>.



GRADE 4 ELA

English Language Arts/Literacy Assessment Report, 2016–2017

This report shows whether FIRSTNAME met grade-level expectations and is on track for the next grade level. **This assessment is just one measure of how well your child is performing academically.**

How Can You Use This Report?

Ask your child's teachers:

- What do you see as my child's academic strengths and areas for improvement?
- How will you use these test results to help my child make progress this school year?

To learn more about the test and to view sample questions and practice tests, visit

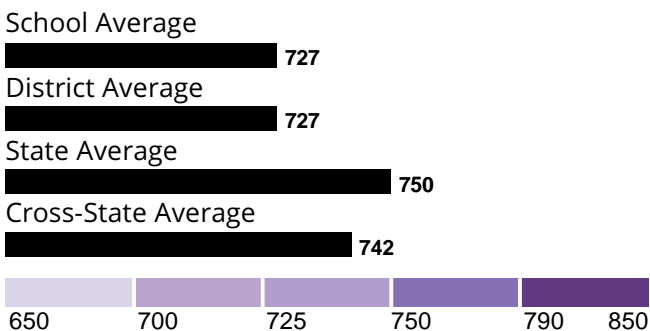
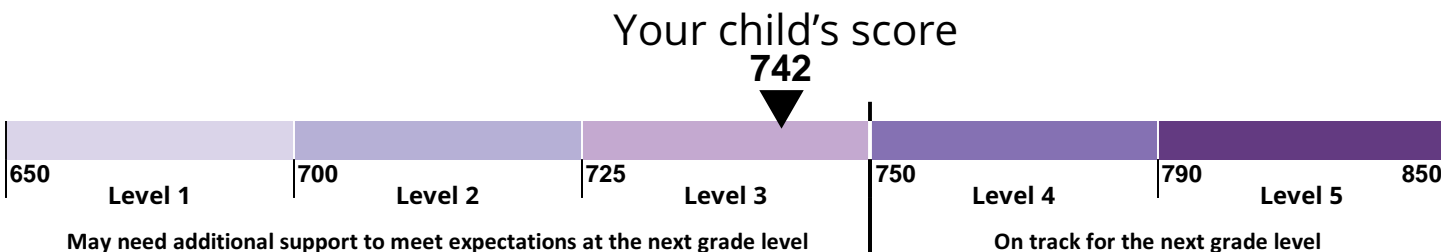
UnderstandTheScore.org.

See side 2 of this report for specific information on your child's performance in reading and writing.

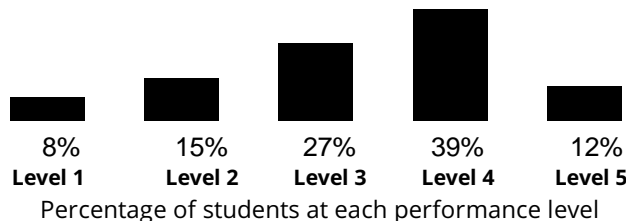
How Did FIRSTNAME Perform Overall?

Performance Level 3

- Level 5** Exceeded Expectations
- Level 4** Met Expectations
- Level 3** Approached Expectations
- Level 2** Partially Met Expectations
- Level 1** Did Not Yet Meet Expectations



How Students in New Jersey Performed



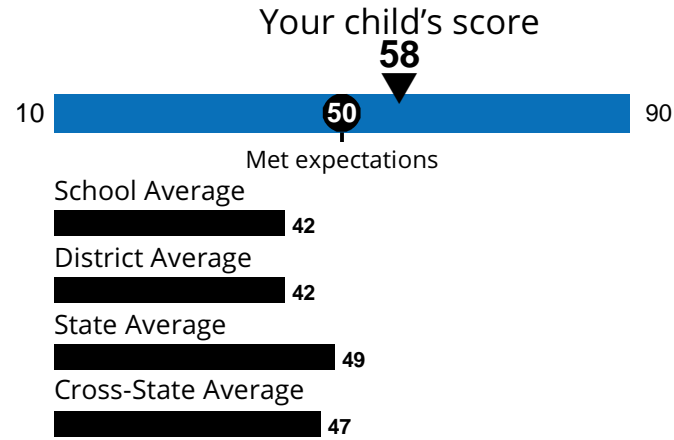
Student Growth Percentile

Your child's score this year is the same as or better than 43 percent of New Jersey students who had a similar score to your child on the assessment in a previous year(s).

The probable range in the student's overall score on this test is plus or minus 8.3 points. This is the amount of change that would be expected in your child's score if he/she were to take the test many times. Small differences in scores should not be overinterpreted.

How Did Your Child Perform in Reading and Writing?

READING



↑ LITERARY TEXT

Your child performed about the same as students who **met or exceeded expectations**. Students meet expectations by showing they can read and analyze fiction, drama, and poetry.

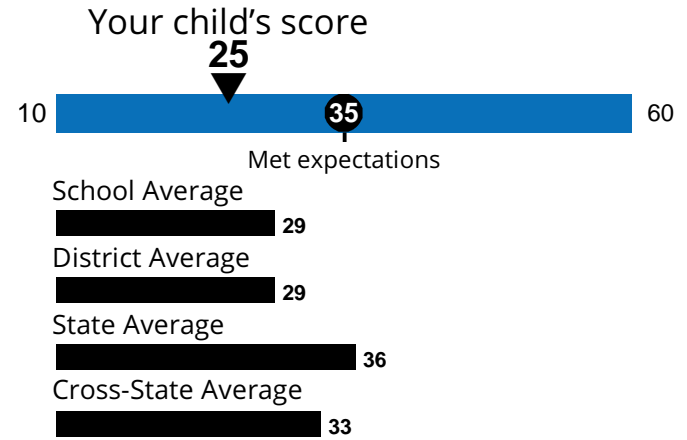
↔ INFORMATIONAL TEXT

Your child performed about the same as students who **approached expectations**. Students meet expectations by showing they can read and analyze nonfiction, history, science, and the arts.

↓ VOCABULARY

Your child performed about the same as students who **did not yet meet or partially met expectations**. Students meet expectations by showing they can use context to determine what words and phrases mean.

WRITING



↑ WRITING EXPRESSION

Your child performed about the same as students who **met or exceeded expectations**. Students meet expectations by showing they can compose well-developed writing, using details from what they have read.

↔ KNOWLEDGE AND USE OF LANGUAGE CONVENTIONS

Your child performed about the same as students who **approached expectations**. Students meet expectations by showing they can compose writing using rules of standard English.

LEGEND

Your child performed about the same as students who:

Met or Exceeded Expectations	Approached Expectations	Did Not Yet Meet or Partially Met Expectations
------------------------------	-------------------------	--

What are the PARCC tests? The tests measure how well students have learned grade-level material in English language arts/literacy and mathematics. Students who meet or exceed expectations are likely on track for the next grade or course and, ultimately, for college and careers. The tests include questions that measure your child's fundamental skills and knowledge, and require students to think critically, solve problems, and support or explain their answers. The test is one of several ways to help parents and teachers understand how well children are learning.

How will my child's school use the test results? Results from the test give your child's teacher information about his/her academic performance. The results also give your school and school district important information to make improvements to the education program and to teaching.

Learn more about PARCC and New Jersey's college- and career-ready standards

Explore your school website, or ask your principal, for information on your school's annual PARCC assessment schedule; the curriculum chosen by your district to give students more hands-on learning experiences that meet state standards; and to learn more about how test results contribute to school improvements. You can also learn more about New Jersey's K-12 standards at <http://www.state.nj.us/education/cccs/>.

For information on how to help your child, and access to actual PARCC test questions and the GreatKids Test Guide for Parents, visit **UnderstandTheScore.org**.



GRADE 5 ELA

English Language Arts/Literacy Assessment Report, 2016–2017

This report shows whether FIRSTNAME met grade-level expectations and is on track for the next grade level. **This assessment is just one measure of how well your child is performing academically.**

To learn more about the test and to view sample questions and practice tests, visit UnderstandTheScore.org.

How Can You Use This Report?

Ask your child's teachers:

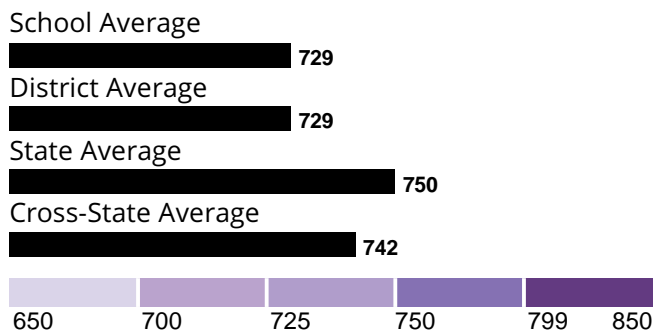
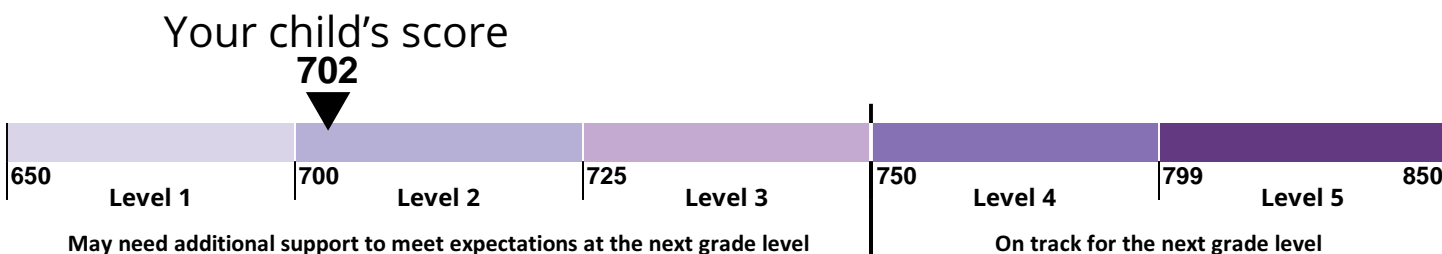
- What do you see as my child's academic strengths and areas for improvement?
- How will you use these test results to help my child make progress this school year?

See side 2 of this report for specific information on your child's performance in reading and writing.

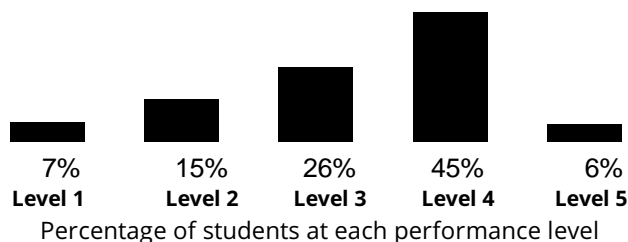
How Did FIRSTNAME Perform Overall?

Performance Level 2

- Level 5** Exceeded Expectations
- Level 4** Met Expectations
- Level 3** Approached Expectations
- Level 2** Partially Met Expectations
- Level 1** Did Not Yet Meet Expectations



How Students in New Jersey Performed



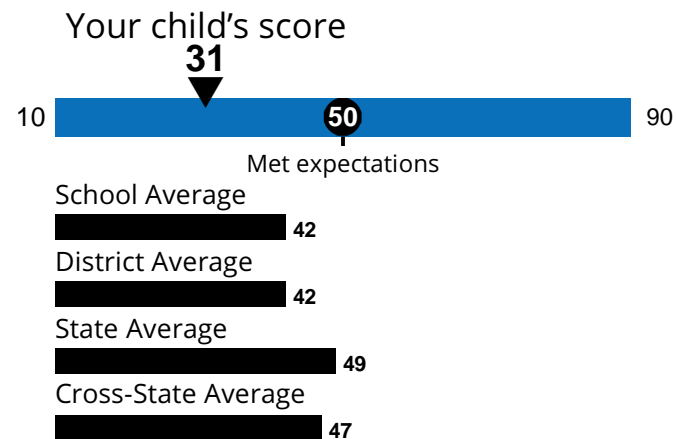
Student Growth Percentile

Your child's score this year is the same as or better than 43 percent of New Jersey students who had a similar score to your child on the assessment in a previous year(s).

The probable range in the student's overall score on this test is plus or minus 6.3 points. This is the amount of change that would be expected in your child's score if he/she were to take the test many times. Small differences in scores should not be overinterpreted.

How Did Your Child Perform in Reading and Writing?

READING



↑ LITERARY TEXT

Your child performed about the same as students who **met or exceeded expectations**. Students meet expectations by showing they can read and analyze fiction, drama, and poetry.

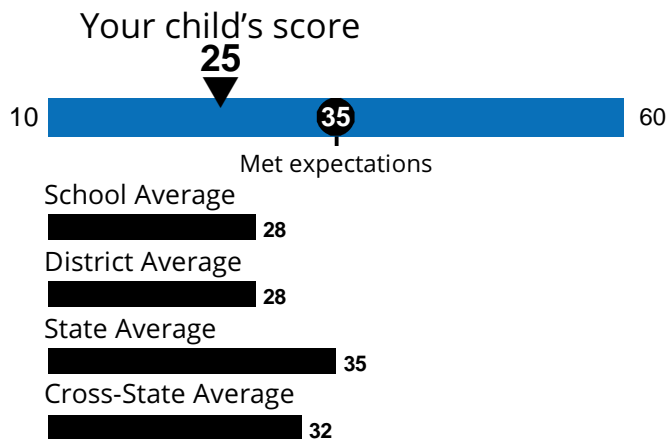
↔ INFORMATIONAL TEXT

Your child performed about the same as students who **approached expectations**. Students meet expectations by showing they can read and analyze nonfiction, history, science, and the arts.

↓ VOCABULARY

Your child performed about the same as students who **did not yet meet or partially met expectations**. Students meet expectations by showing they can use context to determine what words and phrases mean.

WRITING



↑ WRITING EXPRESSION




Your child performed about the same as students who **met or exceeded expectations**. Students meet expectations by showing they can compose well-developed writing, using details from what they have read.

↔ KNOWLEDGE AND USE OF LANGUAGE CONVENTIONS

Your child performed about the same as students who **approached expectations**. Students meet expectations by showing they can compose writing using rules of standard English.

LEGEND

Your child performed about the same as students who:

-  **Met or Exceeded Expectations**
-  **Approached Expectations**
-  **Did Not Yet Meet or Partially Met Expectations**

What are the PARCC tests? The tests measure how well students have learned grade-level material in English language arts/literacy and mathematics. Students who meet or exceed expectations are likely on track for the next grade or course and, ultimately, for college and careers. The tests include questions that measure your child's fundamental skills and knowledge, and require students to think critically, solve problems, and support or explain their answers. The test is one of several ways to help parents and teachers understand how well children are learning.

How will my child's school use the test results? Results from the test give your child's teacher information about his/her academic performance. The results also give your school and school district important information to make improvements to the education program and to teaching.

Learn more about PARCC and New Jersey's college- and career-ready standards

Explore your school website, or ask your principal, for information on your school's annual PARCC assessment schedule; the curriculum chosen by your district to give students more hands-on learning experiences that meet state standards; and to learn more about how test results contribute to school improvements. You can also learn more about New Jersey's K-12 standards at <http://www.state.nj.us/education/cccs/>.

For information on how to help your child, and access to actual PARCC test questions and the GreatKids Test Guide for Parents, visit **UnderstandTheScore.org**.



GRADE 6 ELA

English Language Arts/Literacy Assessment Report, 2016–2017

This report shows whether FIRSTNAME met grade-level expectations and is on track for the next grade level. **This assessment is just one measure of how well your child is performing academically.**

To learn more about the test and to view sample questions and practice tests, visit UnderstandTheScore.org.

How Can You Use This Report?

Ask your child's teachers:

- What do you see as my child's academic strengths and areas for improvement?
- How will you use these test results to help my child make progress this school year?

See side 2 of this report for specific information on your child's performance in reading and writing.

How Did FIRSTNAME Perform Overall?

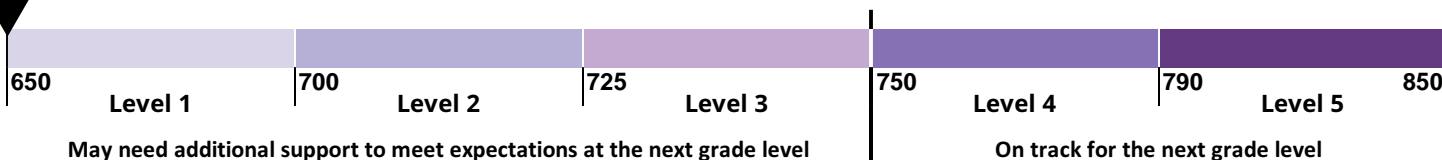
6

Performance Level 1

- Level 5** Exceeded Expectations
- Level 4** Met Expectations
- Level 3** Approached Expectations
- Level 2** Partially Met Expectations
- Level 1** Did Not Yet Meet Expectations

Your child's score

650



School Average

726

District Average

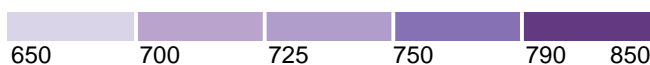
726

State Average

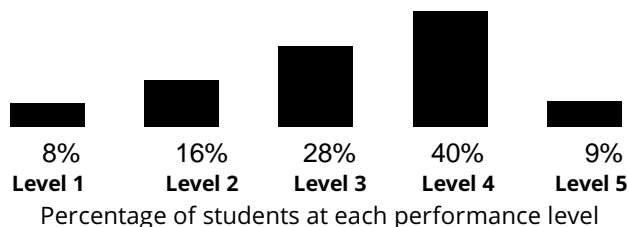
747

Cross-State Average

741



How Students in New Jersey Performed



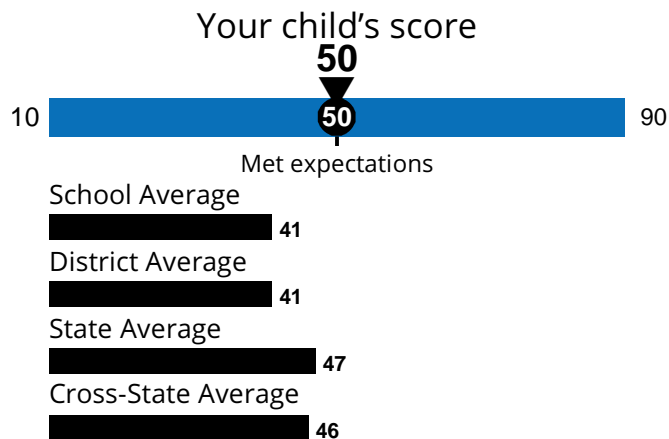
Student Growth Percentile

There was insufficient information available to calculate a Student Growth Percentile for your child.

The probable range in the student's overall score on this test is plus or minus 7.3 points. This is the amount of change that would be expected in your child's score if he/she were to take the test many times. Small differences in scores should not be overinterpreted.

How Did Your Child Perform in Reading and Writing?

READING



↑ LITERARY TEXT

Your child performed about the same as students who **met or exceeded expectations**. Students meet expectations by showing they can read and analyze fiction, drama, and poetry.

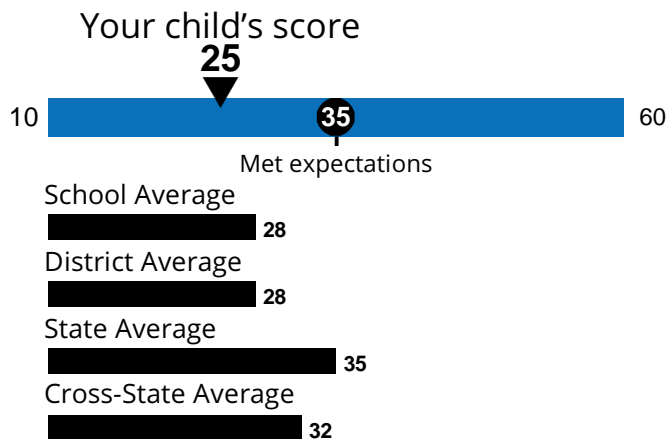
↔ INFORMATIONAL TEXT

Your child performed about the same as students who **approached expectations**. Students meet expectations by showing they can read and analyze nonfiction, history, science, and the arts.

↓ VOCABULARY

Your child performed about the same as students who **did not yet meet or partially met expectations**. Students meet expectations by showing they can use context to determine what words and phrases mean.

WRITING



↑ WRITING EXPRESSION




Your child performed about the same as students who **met or exceeded expectations**. Students meet expectations by showing they can compose well-developed writing, using details from what they have read.

↔ KNOWLEDGE AND USE OF LANGUAGE CONVENTIONS

Your child performed about the same as students who **approached expectations**. Students meet expectations by showing they can compose writing using rules of standard English.

LEGEND

Your child performed about the same as students who:

-  Met or Exceeded Expectations
-  Approached Expectations
-  Did Not Yet Meet or Partially Met Expectations

What are the PARCC tests? The tests measure how well students have learned grade-level material in English language arts/literacy and mathematics. Students who meet or exceed expectations are likely on track for the next grade or course and, ultimately, for college and careers. The tests include questions that measure your child's fundamental skills and knowledge, and require students to think critically, solve problems, and support or explain their answers. The test is one of several ways to help parents and teachers understand how well children are learning.

How will my child's school use the test results? Results from the test give your child's teacher information about his/her academic performance. The results also give your school and school district important information to make improvements to the education program and to teaching.

Learn more about PARCC and New Jersey's college- and career-ready standards

Explore your school website, or ask your principal, for information on your school's annual PARCC assessment schedule; the curriculum chosen by your district to give students more hands-on learning experiences that meet state standards; and to learn more about how test results contribute to school improvements. You can also learn more about New Jersey's K-12 standards at <http://www.state.nj.us/education/cccs/>.

For information on how to help your child, and access to actual PARCC test questions and the GreatKids Test Guide for Parents, visit **UnderstandTheScore.org**.



GRADE 7 ELA

English Language Arts/Literacy Assessment Report, 2016–2017

This report shows whether FIRSTNAME met grade-level expectations and is on track for the next grade level. **This assessment is just one measure of how well your child is performing academically.**

To learn more about the test and to view sample questions and practice tests, visit UnderstandTheScore.org.

How Can You Use This Report?

Ask your child's teachers:

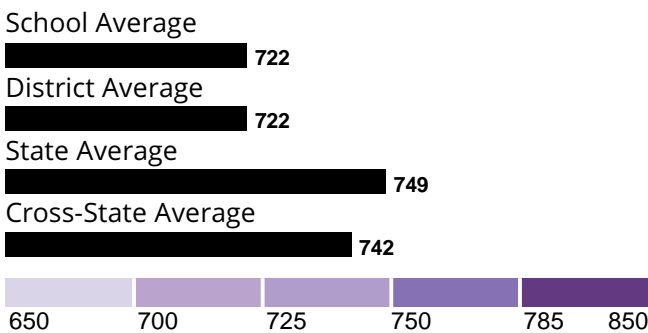

- What do you see as my child's academic strengths and areas for improvement?
- How will you use these test results to help my child make progress this school year?

See side 2 of this report for specific information on your child's performance in reading and writing.

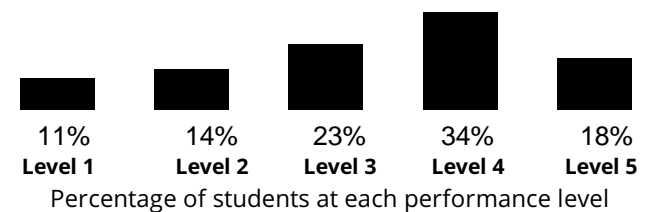
How Did FIRSTNAME Perform Overall?

Performance Level 5

- Level 5** Exceeded Expectations
- Level 4** Met Expectations
- Level 3** Approached Expectations
- Level 2** Partially Met Expectations
- Level 1** Did Not Yet Meet Expectations



How Students in New Jersey Performed



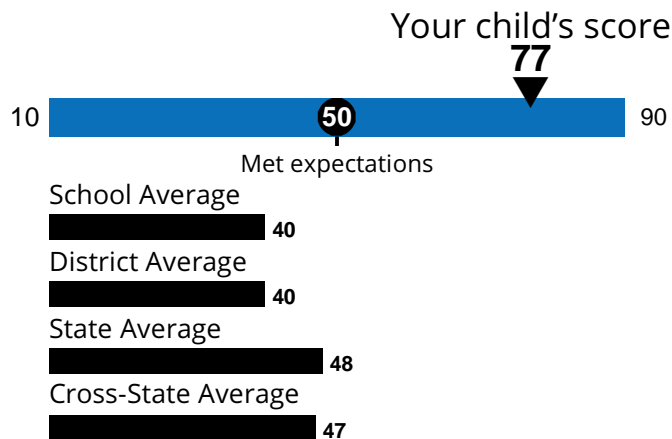
Student Growth Percentile

Your child's score this year is the same as or better than 43 percent of New Jersey students who had a similar score to your child on the assessment in a previous year(s).

The probable range in the student's overall score on this test is plus or minus 4.3 points. This is the amount of change that would be expected in your child's score if he/she were to take the test many times. Small differences in scores should not be overinterpreted.

How Did Your Child Perform in Reading and Writing?

READING



LITERARY TEXT

Your child performed about the same as students who **met or exceeded expectations**. Students meet expectations by showing they can read and analyze fiction, drama, and poetry.

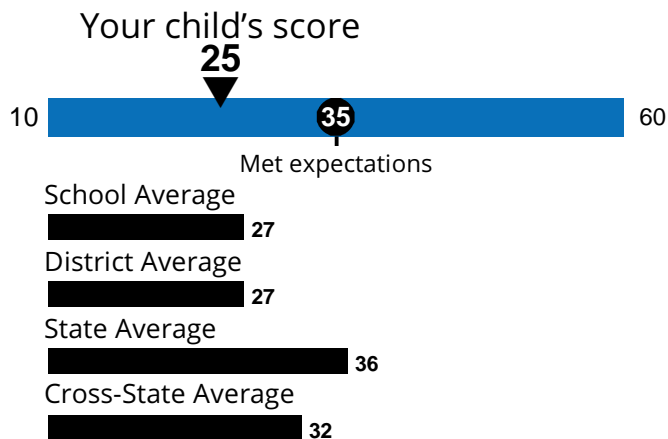
INFORMATIONAL TEXT

Your child performed about the same as students who **met or exceeded expectations**. Students meet expectations by showing they can read and analyze nonfiction, history, science, and the arts.

VOCABULARY

Your child performed about the same as students who **approached expectations**. Students meet expectations by showing they can use context to determine what words and phrases mean.

WRITING



WRITING EXPRESSION

Your child performed about the same as students who **met or exceeded expectations**. Students meet expectations by showing they can compose well-developed writing, using details from what they have read.

KNOWLEDGE AND USE OF LANGUAGE CONVENTIONS

Your child performed about the same as students who **did not yet meet or partially met expectations**. Students meet expectations by showing they can compose writing using rules of standard English.

LEGEND
Your child performed about the same as students who:

Met or Exceeded Expectations	Approached Expectations	Did Not Yet Meet or Partially Met Expectations
------------------------------	-------------------------	--

What are the PARCC tests? The tests measure how well students have learned grade-level material in English language arts/literacy and mathematics. Students who meet or exceed expectations are likely on track for the next grade or course and, ultimately, for college and careers. The tests include questions that measure your child's fundamental skills and knowledge, and require students to think critically, solve problems, and support or explain their answers. The test is one of several ways to help parents and teachers understand how well children are learning.

How will my child's school use the test results? Results from the test give your child's teacher information about his/her academic performance. The results also give your school and school district important information to make improvements to the education program and to teaching.

Learn more about PARCC and New Jersey's college- and career-ready standards

Explore your school website, or ask your principal, for information on your school's annual PARCC assessment schedule; the curriculum chosen by your district to give students more hands-on learning experiences that meet state standards; and to learn more about how test results contribute to school improvements. You can also learn more about New Jersey's K-12 standards at <http://www.state.nj.us/education/cccs/>.

For information on how to help your child, and access to actual PARCC test questions and the GreatKids Test Guide for Parents, visit **UnderstandTheScore.org**.



GRADE 8 ELA

English Language Arts/Literacy Assessment Report, 2016–2017

This report shows whether FIRSTNAME met grade-level expectations and is on track for the next grade level. **This assessment is just one measure of how well your child is performing academically.**

To learn more about the test and to view sample questions and practice tests, visit UnderstandTheScore.org.

How Can You Use This Report?

Ask your child's teachers:

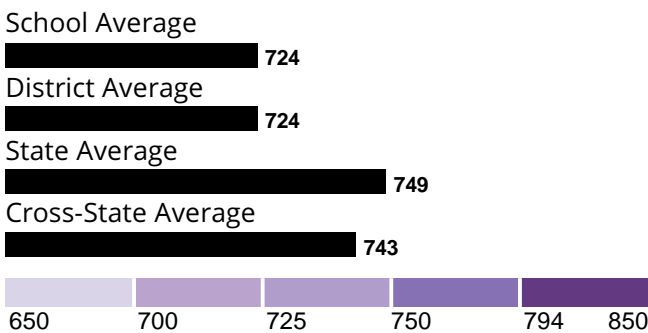
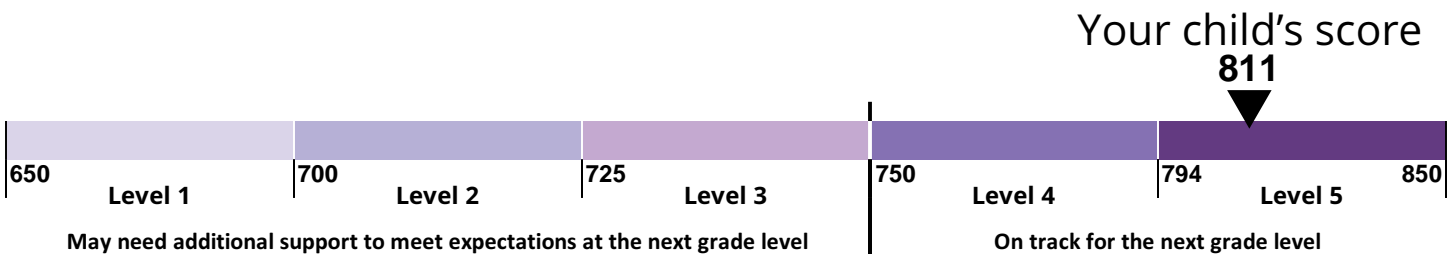
- What do you see as my child's academic strengths and areas for improvement?
- How will you use these test results to help my child make progress this school year?

See side 2 of this report for specific information on your child's performance in reading and writing.

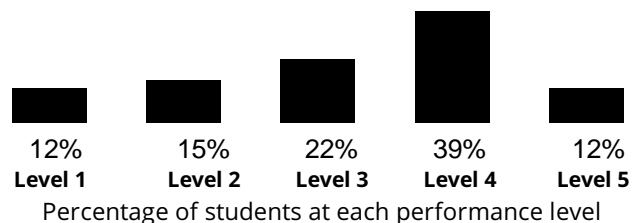
How Did FIRSTNAME Perform Overall?

Performance Level 5

- Level 5** Exceeded Expectations
- Level 4** Met Expectations
- Level 3** Approached Expectations
- Level 2** Partially Met Expectations
- Level 1** Did Not Yet Meet Expectations



How Students in New Jersey Performed



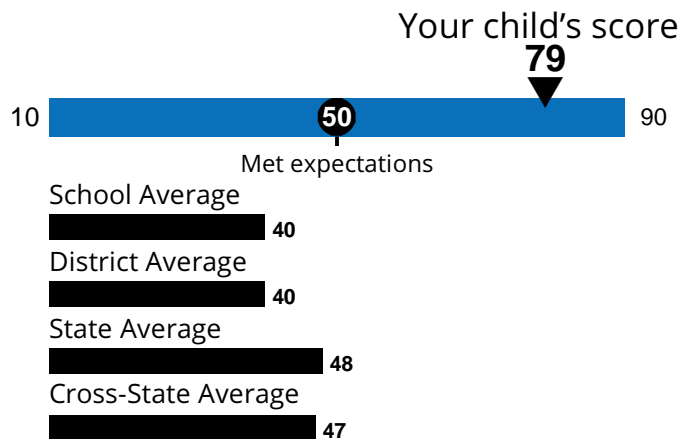
Student Growth Percentile

Your child's score this year is the same as or better than 43 percent of New Jersey students who had a similar score to your child on the assessment in a previous year(s).

The probable range in the student's overall score on this test is plus or minus 5.3 points. This is the amount of change that would be expected in your child's score if he/she were to take the test many times. Small differences in scores should not be overinterpreted.

How Did Your Child Perform in Reading and Writing?

READING



LITERARY TEXT

Your child performed about the same as students who **approached expectations**. Students meet expectations by showing they can read and analyze fiction, drama, and poetry.

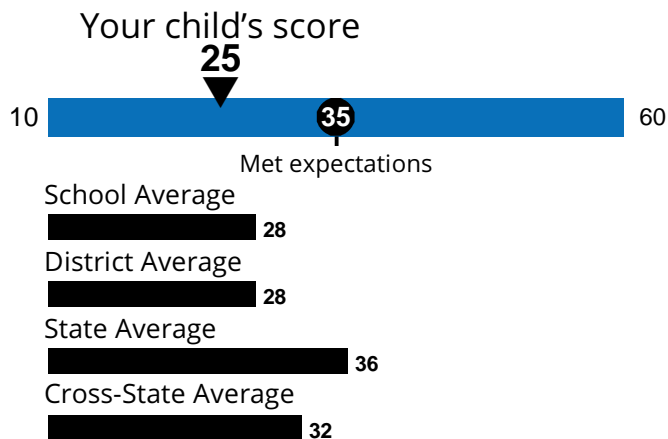
INFORMATIONAL TEXT

Your child performed about the same as students who **met or exceeded expectations**. Students meet expectations by showing they can read and analyze nonfiction, history, science, and the arts.

VOCABULARY

Your child performed about the same as students who **met or exceeded expectations**. Students meet expectations by showing they can use context to determine what words and phrases mean.

WRITING



WRITING EXPRESSION

Your child performed about the same as students who **met or exceeded expectations**. Students meet expectations by showing they can compose well-developed writing, using details from what they have read.

KNOWLEDGE AND USE OF LANGUAGE CONVENTIONS

Your child performed about the same as students who **met or exceeded expectations**. Students meet expectations by showing they can compose writing using rules of standard English.

LEGEND
Your child performed about the same as students who:

Met or Exceeded Expectations	Approached Expectations	Did Not Yet Meet or Partially Met Expectations
------------------------------	-------------------------	--

What are the PARCC tests? The tests measure how well students have learned grade-level material in English language arts/literacy and mathematics. Students who meet or exceed expectations are likely on track for the next grade or course and, ultimately, for college and careers. The tests include questions that measure your child's fundamental skills and knowledge, and require students to think critically, solve problems, and support or explain their answers. The test is one of several ways to help parents and teachers understand how well children are learning.

How will my child's school use the test results? Results from the test give your child's teacher information about his/her academic performance. The results also give your school and school district important information to make improvements to the education program and to teaching.

Learn more about PARCC and New Jersey's college- and career-ready standards

Explore your school website, or ask your principal, for information on your school's annual PARCC assessment schedule; the curriculum chosen by your district to give students more hands-on learning experiences that meet state standards; and to learn more about how test results contribute to school improvements. You can also learn more about New Jersey's K-12 standards at <http://www.state.nj.us/education/cccs/>.

For information on how to help your child, and access to actual PARCC test questions and the GreatKids Test Guide for Parents, visit **UnderstandTheScore.org**.



GRADE 9 ELA

English Language Arts/Literacy Assessment Report, 2016–2017

This report shows whether FIRSTNAME met grade-level expectations and is on track to be college and career ready. **This assessment is just one measure of how well your child is performing academically.**

To learn more about the test and to view sample questions and practice tests, visit UnderstandTheScore.org.

How Can You Use This Report?

Ask your child's teachers:

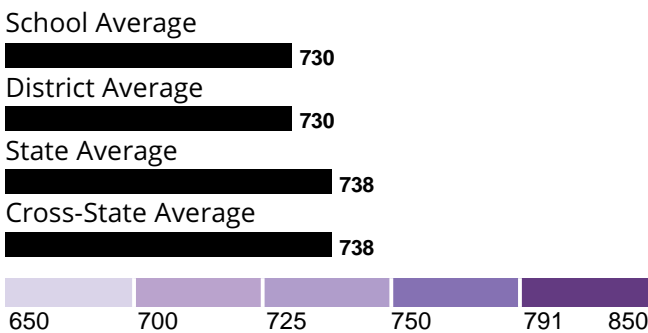
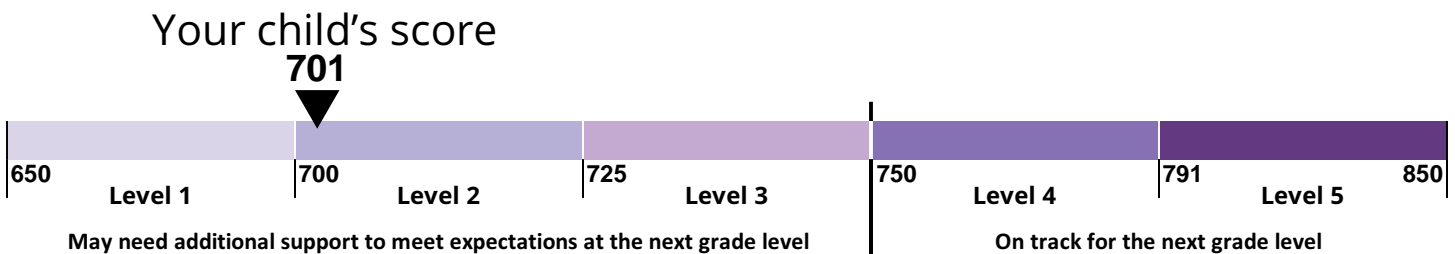
- What do you see as my child's academic strengths and areas for improvement?
- How will you use these test results to help my child make progress this school year?

See side 2 of this report for specific information on your child's performance in reading and writing.

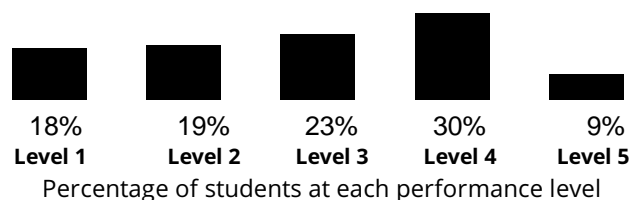
How Did FIRSTNAME Perform Overall?

Performance Level 2

- Level 5** Exceeded Expectations
- Level 4** Met Expectations
- Level 3** Approached Expectations
- Level 2** Partially Met Expectations
- Level 1** Did Not Yet Meet Expectations



How Students in New Jersey Performed



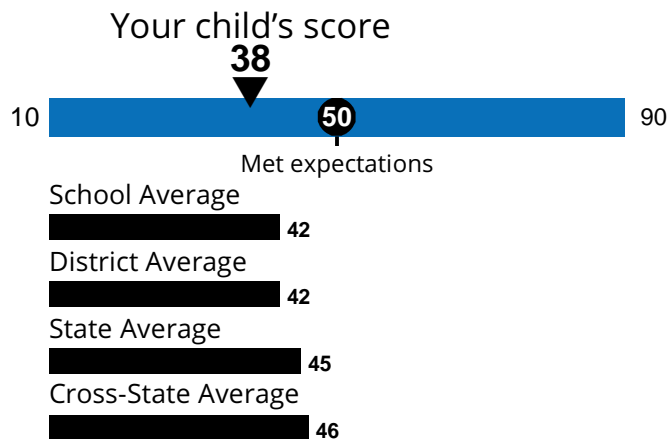
Student Growth Percentile

Your child's score this year is the same as or better than 43 percent of New Jersey students who had a similar score to your child on the assessment in a previous year(s).

The probable range in the student's overall score on this test is plus or minus 2.3 points. This is the amount of change that would be expected in your child's score if he/she were to take the test many times. Small differences in scores should not be overinterpreted.

How Did Your Child Perform in Reading and Writing?

READING



↓ LITERARY TEXT

Your child performed about the same as students who **did not yet meet or partially met expectations**. Students meet expectations by showing they can read and analyze fiction, drama, and poetry.

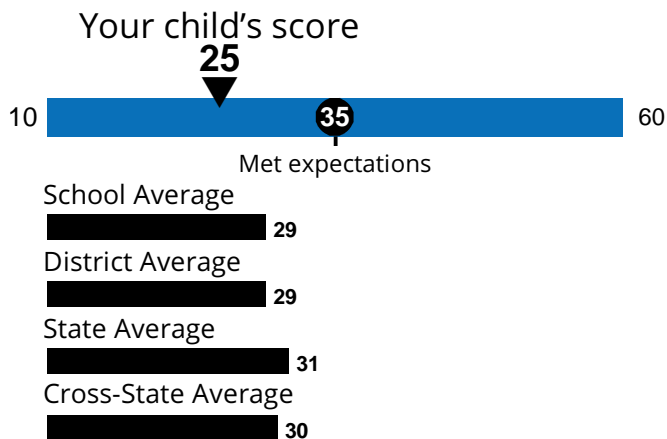
↔ INFORMATIONAL TEXT

Your child performed about the same as students who **approached expectations**. Students meet expectations by showing they can read and analyze nonfiction, history, science, and the arts.

↑ VOCABULARY

Your child performed about the same as students who **met or exceeded expectations**. Students meet expectations by showing they can use context to determine what words and phrases mean.

WRITING



↓ WRITING EXPRESSION




Your child performed about the same as students who **did not yet meet or partially met expectations**. Students meet expectations by showing they can compose well-developed writing, using details from what they have read.

↑ KNOWLEDGE AND USE OF LANGUAGE CONVENTIONS

Your child performed about the same as students who **met or exceeded expectations**. Students meet expectations by showing they can compose writing using rules of standard English.

LEGEND

Your child performed about the same as students who:

-  Met or Exceeded Expectations
-  Approached Expectations
-  Did Not Yet Meet or Partially Met Expectations

What are the PARCC tests? The tests measure how well students have learned grade-level material in English language arts/literacy and mathematics. Students who meet or exceed expectations are likely on track for the next grade or course and, ultimately, for college and careers. The tests include questions that measure your child's fundamental skills and knowledge, and require students to think critically, solve problems, and support or explain their answers. The test is one of several ways to help parents and teachers understand how well children are learning.

How will my child's school use the test results? Results from the test give your child's teacher information about his/her academic performance. The results also give your school and school district important information to make improvements to the education program and to teaching.

Learn more about PARCC and New Jersey's college- and career-ready standards

Explore your school website, or ask your principal, for information on your school's annual PARCC assessment schedule; the curriculum chosen by your district to give students more hands-on learning experiences that meet state standards; and to learn more about how test results contribute to school improvements. You can also learn more about New Jersey's K-12 standards at <http://www.state.nj.us/education/cccs/>.

For information on how to help your child, and access to actual PARCC test questions and the GreatKids Test Guide for Parents, visit UnderstandTheScore.org.



GRADE 10 ELA

English Language Arts/Literacy Assessment Report, 2016–2017

This report shows whether FIRSTNAME met grade-level expectations and is on track to be college and career ready. **This assessment is just one measure of how well your child is performing academically.**

To learn more about the test and to view sample questions and practice tests, visit UnderstandTheScore.org.

How Can You Use This Report?

Ask your child's teachers:

- What do you see as my child's academic strengths and areas for improvement?
- How will you use these test results to help my child make progress this school year?

See side 2 of this report for specific information on your child's performance in reading and writing.

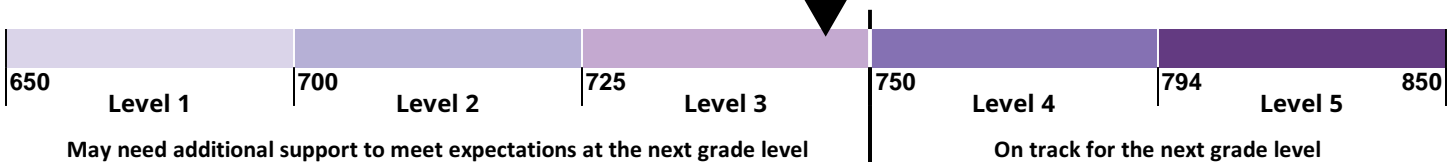
How Did FIRSTNAME Perform Overall?

Performance Level 3

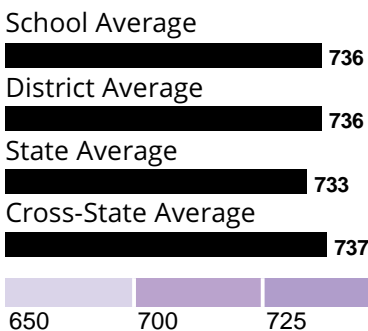
- Level 5** Exceeded Expectations
- Level 4** Met Expectations
- Level 3** Approached Expectations
- Level 2** Partially Met Expectations
- Level 1** Did Not Yet Meet Expectations

Your child's score

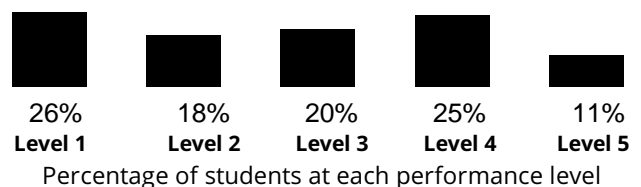
746



10



How Students in New Jersey Performed



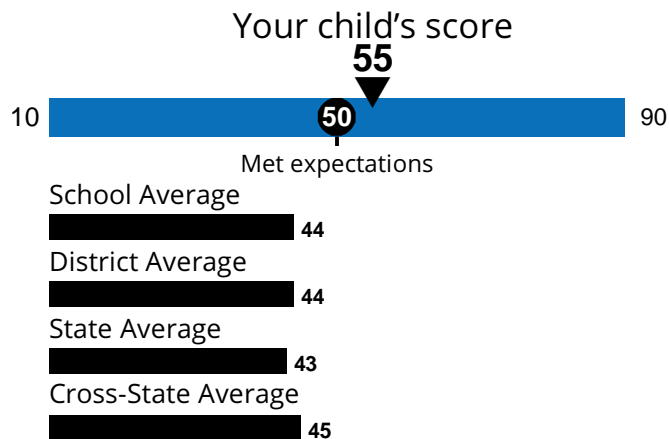
Student Growth Percentile

Your child's score this year is the same as or better than 43 percent of New Jersey students who had a similar score to your child on the assessment in a previous year(s).

The probable range in the student's overall score on this test is plus or minus 6.3 points. This is the amount of change that would be expected in your child's score if he/she were to take the test many times. Small differences in scores should not be overinterpreted.

How Did Your Child Perform in Reading and Writing?

READING



↑ LITERARY TEXT

Your child performed about the same as students who **met or exceeded expectations**. Students meet expectations by showing they can read and analyze fiction, drama, and poetry.

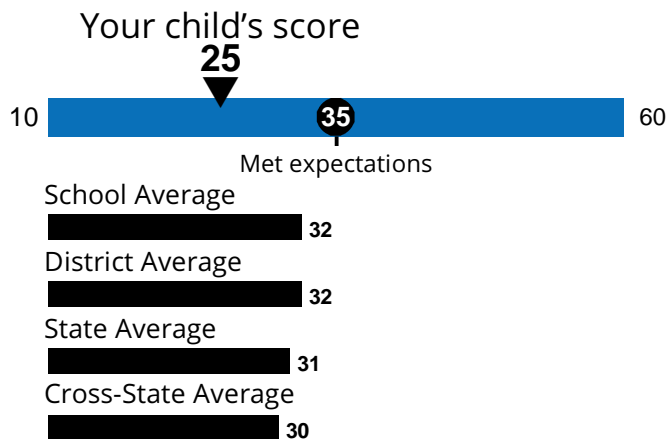
↓ INFORMATIONAL TEXT

Your child performed about the same as students who **did not yet meet or partially met expectations**. Students meet expectations by showing they can read and analyze nonfiction, history, science, and the arts.

↑ VOCABULARY

Your child performed about the same as students who **met or exceeded expectations**. Students meet expectations by showing they can use context to determine what words and phrases mean.

WRITING



↔ WRITING EXPRESSION

Your child performed about the same as students who **approached expectations**. Students meet expectations by showing they can compose well-developed writing, using details from what they have read.

↔ KNOWLEDGE AND USE OF LANGUAGE CONVENTIONS

Your child performed about the same as students who **approached expectations**. Students meet expectations by showing they can compose writing using rules of standard English.

LEGEND

Your child performed about the same as students who:

- Met or Exceeded Expectations
- Approached Expectations
- Did Not Yet Meet or Partially Met Expectations

What are the PARCC tests? The tests measure how well students have learned grade-level material in English language arts/literacy and mathematics. Students who meet or exceed expectations are likely on track for the next grade or course and, ultimately, for college and careers. The tests include questions that measure your child's fundamental skills and knowledge, and require students to think critically, solve problems, and support or explain their answers. The test is one of several ways to help parents and teachers understand how well children are learning.

How will my child's school use the test results? Results from the test give your child's teacher information about his/her academic performance. The results also give your school and school district important information to make improvements to the education program and to teaching.

Learn more about PARCC and New Jersey's college- and career-ready standards

Explore your school website, or ask your principal, for information on your school's annual PARCC assessment schedule; the curriculum chosen by your district to give students more hands-on learning experiences that meet state standards; and to learn more about how test results contribute to school improvements. You can also learn more about New Jersey's K-12 standards at <http://www.state.nj.us/education/cccs/>.

For information on how to help your child, and access to actual PARCC test questions and the GreatKids Test Guide for Parents, visit **UnderstandTheScore.org**.



GRADE 11 ELA

English Language Arts/Literacy Assessment Report, 2016–2017

This report shows whether FIRSTNAME met grade-level expectations and is on track to be college and career ready. **This assessment is just one measure of how well your child is performing academically.**

To learn more about the test and to view sample questions and practice tests, visit UnderstandTheScore.org.

How Can You Use This Report?

Ask your child's teachers:


- What do you see as my child's academic strengths and areas for improvement?
- How will you use these test results to help my child make progress this school year?

See side 2 of this report for specific information on your child's performance in reading and writing.

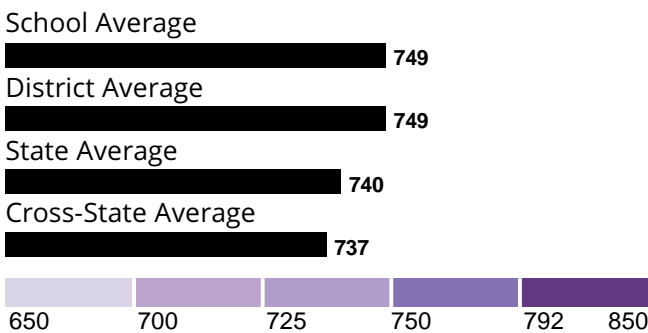
How Did FIRSTNAME Perform Overall?

Performance Level 4

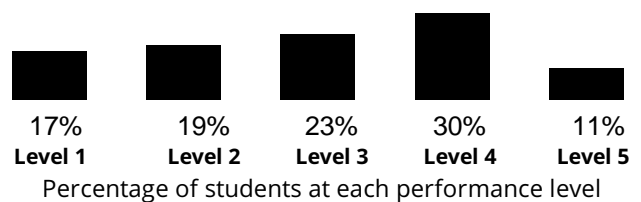
- Level 5** Exceeded Expectations
- Level 4** Met Expectations
- Level 3** Approached Expectations
- Level 2** Partially Met Expectations
- Level 1** Did Not Yet Meet Expectations



11



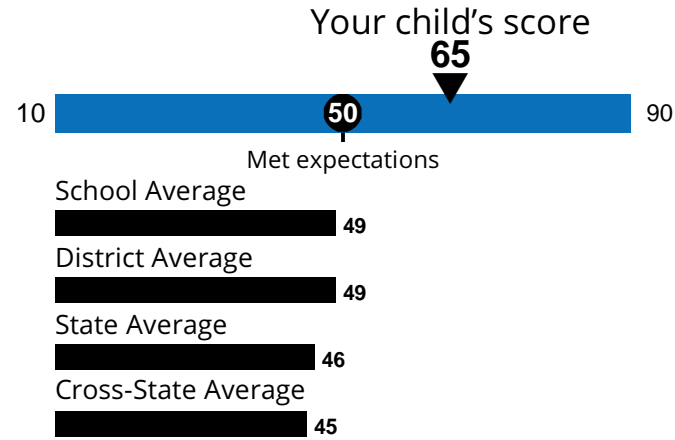
How Students in New Jersey Performed



The probable range in the student's overall score on this test is plus or minus 7.3 points. This is the amount of change that would be expected in your child's score if he/she were to take the test many times. Small differences in scores should not be overinterpreted.

How Did Your Child Perform in Reading and Writing?

READING



↑ LITERARY TEXT

Your child performed about the same as students who **met or exceeded expectations**. Students meet expectations by showing they can read and analyze fiction, drama, and poetry.

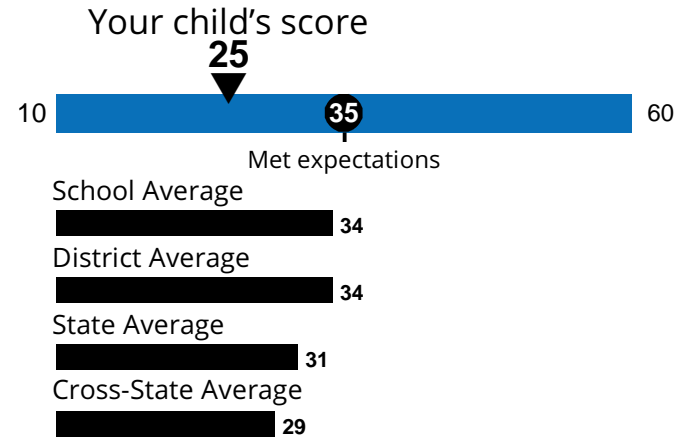
↔ INFORMATIONAL TEXT

Your child performed about the same as students who **approached expectations**. Students meet expectations by showing they can read and analyze nonfiction, history, science, and the arts.

↓ VOCABULARY

Your child performed about the same as students who **did not yet meet or partially met expectations**. Students meet expectations by showing they can use context to determine what words and phrases mean.

WRITING



↔ WRITING EXPRESSION

Your child performed about the same as students who **approached expectations**. Students meet expectations by showing they can compose well-developed writing, using details from what they have read.

↑ KNOWLEDGE AND USE OF LANGUAGE CONVENTIONS

Your child performed about the same as students who **met or exceeded expectations**. Students meet expectations by showing they can compose writing using rules of standard English.

LEGEND

Your child performed about the same as students who:

- Met or Exceeded Expectations
- Approached Expectations
- Did Not Yet Meet or Partially Met Expectations

What are the PARCC tests? The tests measure how well students have learned grade-level material in English language arts/literacy and mathematics. Students who meet or exceed expectations are likely on track for the next grade or course and, ultimately, for college and careers. The tests include questions that measure your child's fundamental skills and knowledge, and require students to think critically, solve problems, and support or explain their answers. The test is one of several ways to help parents and teachers understand how well children are learning.

How will my child's school use the test results? Results from the test give your child's teacher information about his/her academic performance. The results also give your school and school district important information to make improvements to the education program and to teaching.

Learn more about PARCC and New Jersey's college- and career-ready standards

Explore your school website, or ask your principal, for information on your school's annual PARCC assessment schedule; the curriculum chosen by your district to give students more hands-on learning experiences that meet state standards; and to learn more about how test results contribute to school improvements. You can also learn more about New Jersey's K-12 standards at <http://www.state.nj.us/education/cccs/>.

For information on how to help your child, and access to actual PARCC test questions and the GreatKids Test Guide for Parents, visit **UnderstandTheScore.org**.



GRADE 3 MATH

Mathematics Assessment Report, 2016–2017

This report shows whether FIRSTNAME met grade-level expectations and is on track for the next grade level. **This assessment is just one measure of how well your child is performing academically.**

To learn more about the test and to view sample questions and practice tests, visit UnderstandTheScore.org.

How Can You Use This Report?

Ask your child's teachers:

- What do you see as my child's academic strengths and areas for improvement?
- How will you use these test results to help my child make progress this school year?

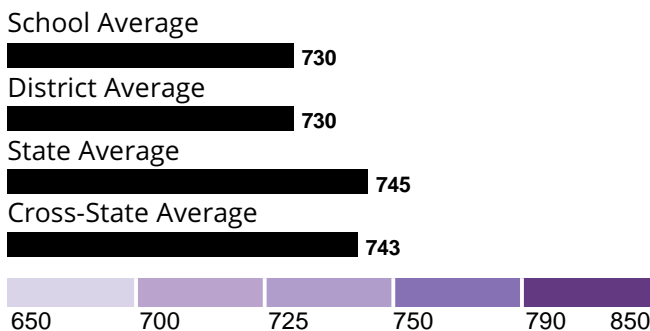
See side 2 of this report for specific information on your child's performance in mathematics.

How Did FIRSTNAME Perform Overall?

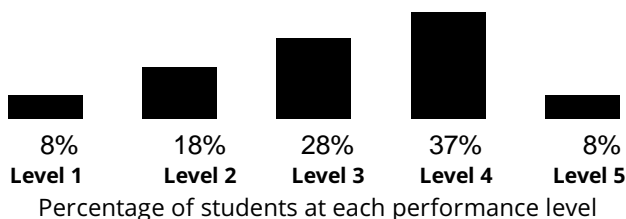
Performance Level 3

- Level 5** Exceeded Expectations
- Level 4** Met Expectations
- Level 3** Approached Expectations
- Level 2** Partially Met Expectations
- Level 1** Did Not Yet Meet Expectations

Your child's score
744



How Students in New Jersey Performed



The probable range in the student's overall score on this test is plus or minus 4.3 points. This is the amount of change that would be expected in your child's score if he/she were to take the test many times. Small differences in scores should not be overinterpreted.

How Did Your Child Perform in Areas of Mathematics?



MAJOR CONTENT

Your child performed about the same as students who **approached expectations**. Students meet expectations by solving problems involving multiplication and division, area, measurement, and basic fraction understanding.



EXPRESSING MATHEMATICAL REASONING

Your child performed about the same as students who **approached expectations**. Students meet expectations by creating and justifying logical mathematical solutions and analyzing and correcting the reasoning of others.



ADDITIONAL & SUPPORTING CONTENT

Your child performed about the same as students who **met or exceeded expectations**. Students meet expectations by solving problems involving perimeter, place value, geometric shapes, and representations of data.



MODELING & APPLICATION

Your child performed about the same as students who **did not yet meet or partially met expectations**. Students meet expectations by solving real-world problems, representing and solving problems with symbols, reasoning quantitatively, and strategically using appropriate tools.

LEGEND

Your child performed about the same as students who:



Met or Exceeded Expectations



Approached Expectations



Did Not Yet Meet or Partially Met Expectations

What are the PARCC tests? The tests measure how well students have learned grade-level material in English language arts/literacy and mathematics. Students who meet or exceed expectations are likely on track for the next grade or course and, ultimately, for college and careers. The tests include questions that measure your child's fundamental skills and knowledge, and require students to think critically, solve problems, and support or explain their answers. The test is one of several ways to help parents and teachers understand how well children are learning.

How will my child's school use the test results? Results from the test give your child's teacher information about his/her academic performance. The results also give your school and school district important information to make improvements to the education program and to teaching.

Learn more about PARCC and New Jersey's college- and career-ready standards

Explore your school website, or ask your principal, for information on your school's annual PARCC assessment schedule; the curriculum chosen by your district to give students more hands-on learning experiences that meet state standards; and to learn more about how test results contribute to school improvements. You can also learn more about New Jersey's K-12 standards at <http://www.state.nj.us/education/cccs/>.

For information on how to help your child, and access to actual PARCC test questions and the GreatKids Test Guide for Parents, visit **UnderstandTheScore.org**.



GRADE 4 MATH

Mathematics Assessment Report, 2016–2017

This report shows whether FIRSTNAME met grade-level expectations and is on track for the next grade level. **This assessment is just one measure of how well your child is performing academically.**

To learn more about the test and to view sample questions and practice tests, visit UnderstandTheScore.org.

How Can You Use This Report?

Ask your child's teachers:

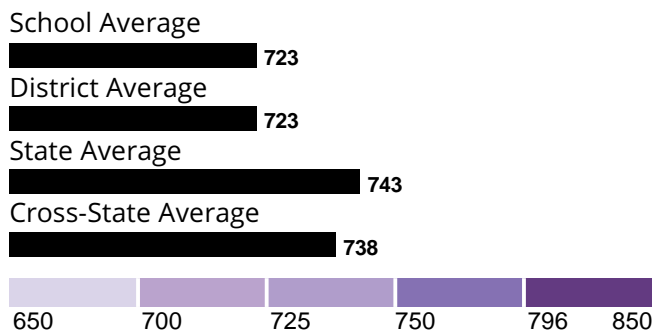
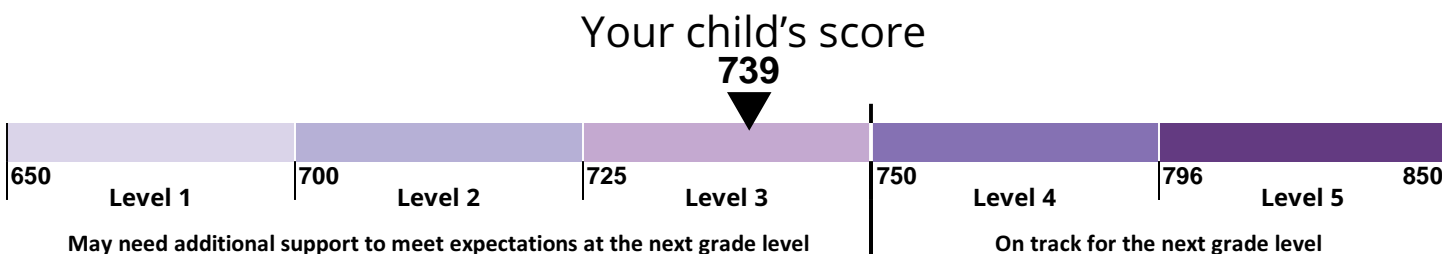
- What do you see as my child's academic strengths and areas for improvement?
- How will you use these test results to help my child make progress this school year?

See side 2 of this report for specific information on your child's performance in mathematics.

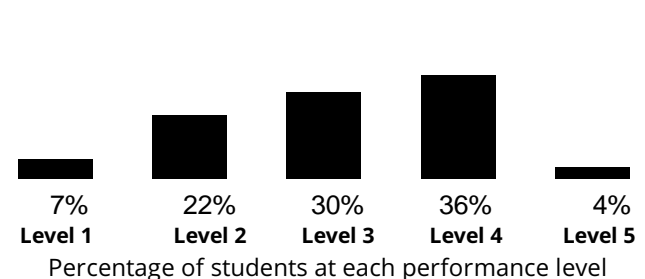
How Did FIRSTNAME Perform Overall?

Performance Level 3

- Level 5** Exceeded Expectations
- Level 4** Met Expectations
- Level 3** Approached Expectations
- Level 2** Partially Met Expectations
- Level 1** Did Not Yet Meet Expectations



How Students in New Jersey Performed



Student Growth Percentile

Your child's score this year is the same as or better than 43 percent of New Jersey students who had a similar score to your child on the assessment in a previous year(s).

The probable range in the student's overall score on this test is plus or minus 4.3 points. This is the amount of change that would be expected in your child's score if he/she were to take the test many times. Small differences in scores should not be overinterpreted.

How Did Your Child Perform in Areas of Mathematics?

MAJOR CONTENT

Your child performed about the same as students who **met or exceeded expectations**. Students meet expectations by solving problems involving addition, subtraction, multiplication and division, place value, fraction comparisons, and addition and subtraction of fractions with same denominators.

EXPRESSING MATHEMATICAL REASONING




Your child performed about the same as students who **approached expectations**. Students meet expectations by creating and justifying logical mathematical solutions and analyzing and correcting the reasoning of others.

ADDITIONAL & SUPPORTING CONTENT

Your child performed about the same as students who **approached expectations**. Students meet expectations by solving problems involving number and shape patterns, simple measurement conversions, angle measurements, geometric shapes classification, and representations of data.

MODELING & APPLICATION

Your child performed about the same as students who **did not yet meet or partially met expectations**. Students meet expectations by solving real-world problems, representing and solving problems with symbols, reasoning quantitatively, and strategically using appropriate tools.

LEGEND		
Your child performed about the same as students who:		
 Met or Exceeded Expectations	 Approached Expectations	 Did Not Yet Meet or Partially Met Expectations

What are the PARCC tests? The tests measure how well students have learned grade-level material in English language arts/literacy and mathematics. Students who meet or exceed expectations are likely on track for the next grade or course and, ultimately, for college and careers. The tests include questions that measure your child's fundamental skills and knowledge, and require students to think critically, solve problems, and support or explain their answers. The test is one of several ways to help parents and teachers understand how well children are learning.

How will my child's school use the test results? Results from the test give your child's teacher information about his/her academic performance. The results also give your school and school district important information to make improvements to the education program and to teaching.

Learn more about PARCC and New Jersey's college- and career-ready standards

Explore your school website, or ask your principal, for information on your school's annual PARCC assessment schedule; the curriculum chosen by your district to give students more hands-on learning experiences that meet state standards; and to learn more about how test results contribute to school improvements. You can also learn more about New Jersey's K-12 standards at <http://www.state.nj.us/education/cccs/>.

For information on how to help your child, and access to actual PARCC test questions and the GreatKids Test Guide for Parents, visit **UnderstandTheScore.org**.



GRADE 5 MATH

Mathematics Assessment Report, 2016–2017

This report shows whether FIRSTNAME met grade-level expectations and is on track for the next grade level. **This assessment is just one measure of how well your child is performing academically.**

To learn more about the test and to view sample questions and practice tests, visit UnderstandTheScore.org.

How Can You Use This Report?

Ask your child's teachers:

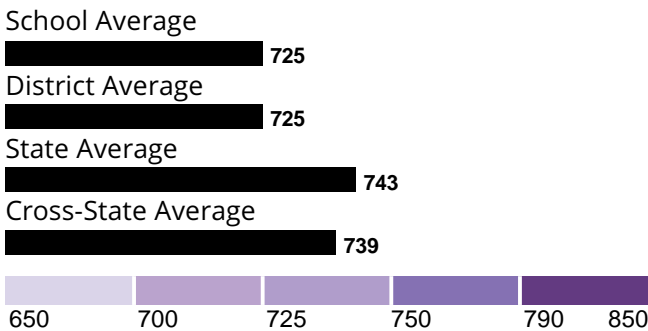
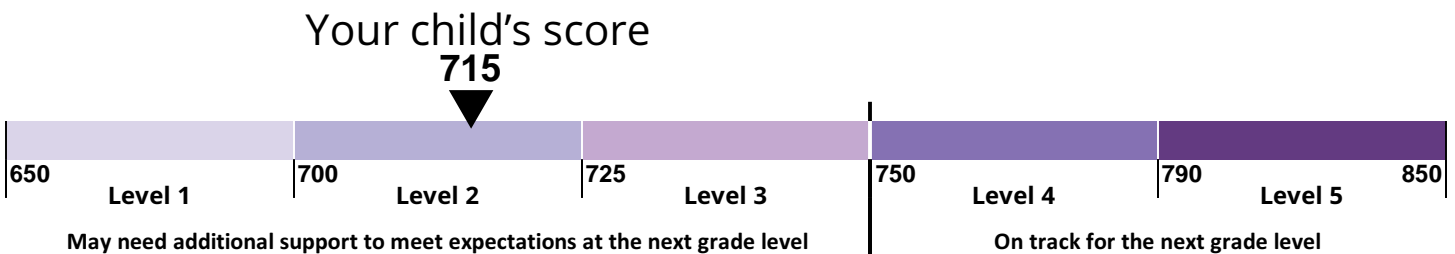
- What do you see as my child's academic strengths and areas for improvement?
- How will you use these test results to help my child make progress this school year?

See side 2 of this report for specific information on your child's performance in mathematics.

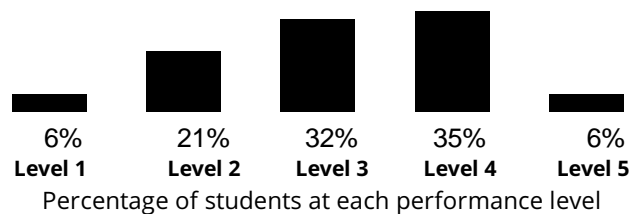
How Did FIRSTNAME Perform Overall?

Performance Level 2

- Level 5** Exceeded Expectations
- Level 4** Met Expectations
- Level 3** Approached Expectations
- Level 2** Partially Met Expectations
- Level 1** Did Not Yet Meet Expectations



How Students in New Jersey Performed



Student Growth Percentile

Your child's score this year is the same as or better than 43 percent of New Jersey students who had a similar score to your child on the assessment in a previous year(s).

The probable range in the student's overall score on this test is plus or minus 5.3 points. This is the amount of change that would be expected in your child's score if he/she were to take the test many times. Small differences in scores should not be overinterpreted.

How Did Your Child Perform in Areas of Mathematics?

MAJOR CONTENT

Your child performed about the same as students who **did not yet meet or partially met expectations**. Students meet expectations by solving problems involving volume of prisms, adding, subtracting, multiplying and dividing with multi-digit whole numbers, decimals, and fractions.

EXPRESSING MATHEMATICAL REASONING




Your child performed about the same as students who **approached expectations**. Students meet expectations by creating and justifying logical mathematical solutions and analyzing and correcting the reasoning of others.

ADDITIONAL & SUPPORTING CONTENT

Your child performed about the same as students who **met or exceeded expectations**. Students meet expectations by solving problems involving writing and interpreting numerical expressions, converting measurements, graphing points, classifying geometric shapes, and representing data.

MODELING & APPLICATION

Your child performed about the same as students who **approached expectations**. Students meet expectations by solving real-world problems, representing and solving problems with symbols, reasoning quantitatively, and strategically using appropriate tools.

LEGEND		
Your child performed about the same as students who:		
 Met or Exceeded Expectations	 Approached Expectations	 Did Not Yet Meet or Partially Met Expectations

What are the PARCC tests? The tests measure how well students have learned grade-level material in English language arts/literacy and mathematics. Students who meet or exceed expectations are likely on track for the next grade or course and, ultimately, for college and careers. The tests include questions that measure your child's fundamental skills and knowledge, and require students to think critically, solve problems, and support or explain their answers. The test is one of several ways to help parents and teachers understand how well children are learning.

How will my child's school use the test results? Results from the test give your child's teacher information about his/her academic performance. The results also give your school and school district important information to make improvements to the education program and to teaching.

Learn more about PARCC and New Jersey's college- and career-ready standards

Explore your school website, or ask your principal, for information on your school's annual PARCC assessment schedule; the curriculum chosen by your district to give students more hands-on learning experiences that meet state standards; and to learn more about how test results contribute to school improvements. You can also learn more about New Jersey's K-12 standards at <http://www.state.nj.us/education/cccs/>.

For information on how to help your child, and access to actual PARCC test questions and the GreatKids Test Guide for Parents, visit **UnderstandTheScore.org**.



GRADE 6 MATH

Mathematics Assessment Report, 2016–2017

This report shows whether FIRSTNAME met grade-level expectations and is on track for the next grade level. **This assessment is just one measure of how well your child is performing academically.**

To learn more about the test and to view sample questions and practice tests, visit UnderstandTheScore.org.

How Can You Use This Report?

Ask your child's teachers:

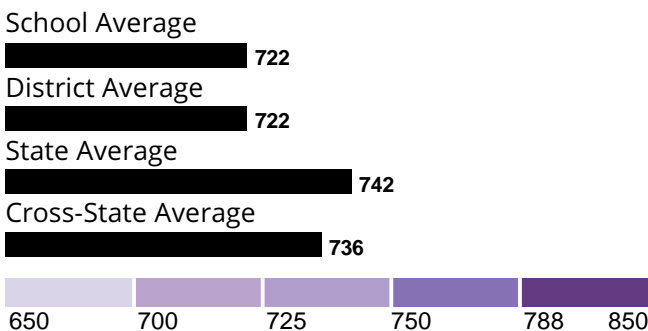
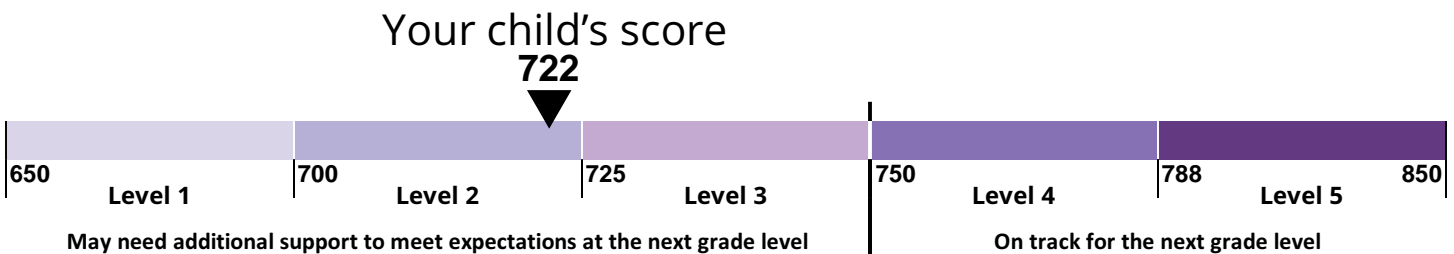
- What do you see as my child's academic strengths and areas for improvement?
- How will you use these test results to help my child make progress this school year?

See side 2 of this report for specific information on your child's performance in mathematics.

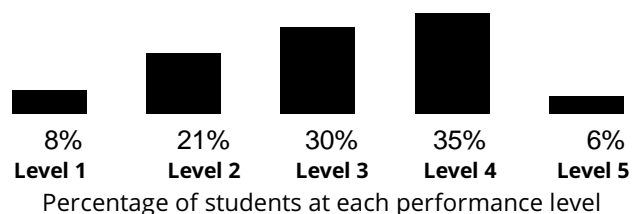
How Did FIRSTNAME Perform Overall?

Performance Level 2

- Level 5** Exceeded Expectations
- Level 4** Met Expectations
- Level 3** Approached Expectations
- Level 2** Partially Met Expectations
- Level 1** Did Not Yet Meet Expectations



How Students in New Jersey Performed



Student Growth Percentile

Your child's score this year is the same as or better than 43 percent of New Jersey students who had a similar score to your child on the assessment in a previous year(s).

The probable range in the student's overall score on this test is plus or minus 6.1 points. This is the amount of change that would be expected in your child's score if he/she were to take the test many times. Small differences in scores should not be overinterpreted.

How Did Your Child Perform in Areas of Mathematics?

MAJOR CONTENT

Your child performed about the same as students who **did not yet meet or partially met expectations.** Students meet expectations by solving problems involving ratios, rates, percentages, an understanding of negative numbers, graphing points and simple linear functions, linear expressions, and linear equations.

EXPRESSING MATHEMATICAL REASONING



Your child performed about the same as students who **approached expectations.** Students meet expectations by creating and justifying logical mathematical solutions and analyzing and correcting the reasoning of others.

ADDITIONAL & SUPPORTING CONTENT

Your child performed about the same as students who **met or exceeded expectations.** Students meet expectations by solving problems involving area, volume, and statistics.

MODELING & APPLICATION

Your child performed about the same as students who **did not yet meet or partially met expectations.** Students meet expectations by solving real-world problems, representing and solving problems with symbols, reasoning quantitatively, and strategically using appropriate tools.

LEGEND		
Your child performed about the same as students who:		
 Met or Exceeded Expectations	 Approached Expectations	 Did Not Yet Meet or Partially Met Expectations

What are the PARCC tests? The tests measure how well students have learned grade-level material in English language arts/literacy and mathematics. Students who meet or exceed expectations are likely on track for the next grade or course and, ultimately, for college and careers. The tests include questions that measure your child's fundamental skills and knowledge, and require students to think critically, solve problems, and support or explain their answers. The test is one of several ways to help parents and teachers understand how well children are learning.

How will my child's school use the test results? Results from the test give your child's teacher information about his/her academic performance. The results also give your school and school district important information to make improvements to the education program and to teaching.

Learn more about PARCC and New Jersey's college- and career-ready standards

Explore your school website, or ask your principal, for information on your school's annual PARCC assessment schedule; the curriculum chosen by your district to give students more hands-on learning experiences that meet state standards; and to learn more about how test results contribute to school improvements. You can also learn more about New Jersey's K-12 standards at <http://www.state.nj.us/education/cccs/>.

For information on how to help your child, and access to actual PARCC test questions and the GreatKids Test Guide for Parents, visit **UnderstandTheScore.org**.



GRADE 7 MATH

Mathematics Assessment Report, 2016–2017

This report shows whether FIRSTNAME met grade-level expectations and is on track for the next grade level or course. **This assessment is just one measure of how well your child is performing academically.**

To learn more about the test and to view sample questions and practice tests, visit UnderstandTheScore.org.

How Can You Use This Report?

Ask your child's teachers:

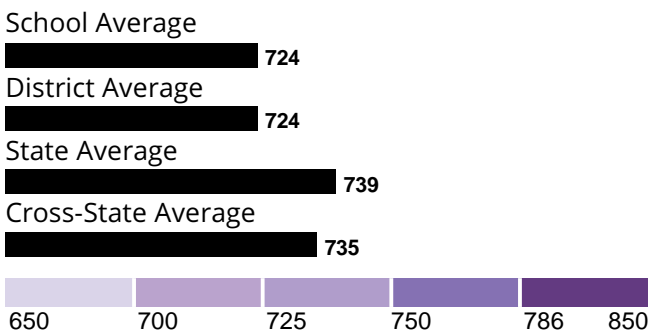
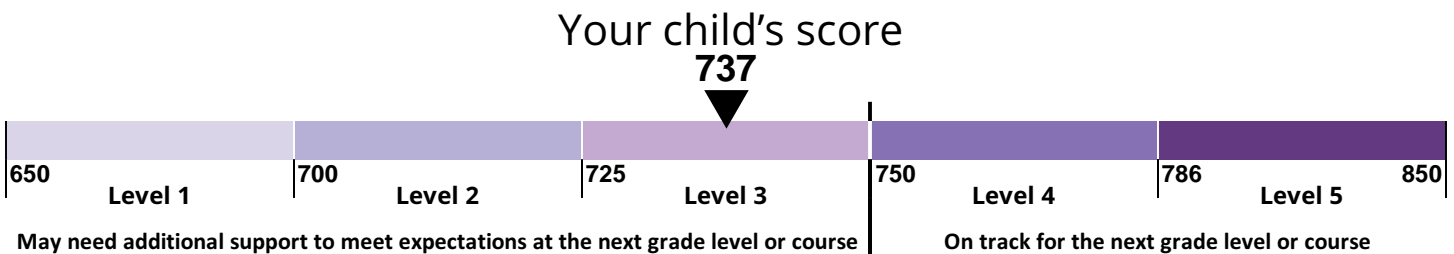
- What do you see as my child's academic strengths and areas for improvement?
- How will you use these test results to help my child make progress this school year?

See side 2 of this report for specific information on your child's performance in mathematics.

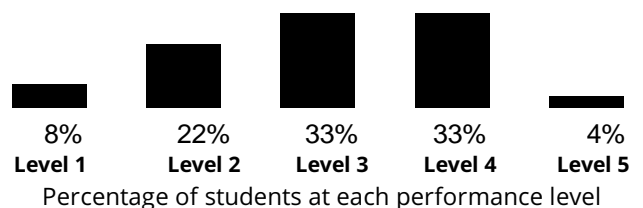
How Did FIRSTNAME Perform Overall?

Performance Level 3

- Level 5** Exceeded Expectations
- Level 4** Met Expectations
- Level 3** Approached Expectations
- Level 2** Partially Met Expectations
- Level 1** Did Not Yet Meet Expectations



How Students in New Jersey Performed



Student Growth Percentile

Your child's score this year is the same as or better than 43 percent of New Jersey students who had a similar score to your child on the assessment in a previous year(s).

The probable range in the student's overall score on this test is plus or minus 5.2 points. This is the amount of change that would be expected in your child's score if he/she were to take the test many times. Small differences in scores should not be overinterpreted.

How Did Your Child Perform in Areas of Mathematics?

MAJOR CONTENT

Your child performed about the same as students who **met or exceeded expectations**. Students meet expectations by solving problems involving proportional relationships, adding, subtracting, multiplying and dividing with rational numbers, and linear expressions, equations, and inequalities.

EXPRESSING MATHEMATICAL REASONING

Your child performed about the same as students who **approached expectations**. Students meet expectations by creating and justifying logical mathematical solutions and analyzing and correcting the reasoning of others.

ADDITIONAL & SUPPORTING CONTENT

Your child performed about the same as students who **approached expectations**. Students meet expectations by solving problems involving circumference, area, surface area, volume, statistics, and probability.

MODELING & APPLICATION

Your child performed about the same as students who **did not yet meet or partially met expectations**. Students meet expectations by solving real-world problems, representing and solving problems with symbols, reasoning quantitatively, and strategically using appropriate tools.

LEGEND

Your child performed about the same as students who:



Met or Exceeded Expectations



Approached Expectations



Did Not Yet Meet or Partially Met Expectations

What are the PARCC tests? The tests measure how well students have learned grade-level material in English language arts/literacy and mathematics. Students who meet or exceed expectations are likely on track for the next grade or course and, ultimately, for college and careers. The tests include questions that measure your child's fundamental skills and knowledge, and require students to think critically, solve problems, and support or explain their answers. The test is one of several ways to help parents and teachers understand how well children are learning.

How will my child's school use the test results? Results from the test give your child's teacher information about his/her academic performance. The results also give your school and school district important information to make improvements to the education program and to teaching.

Learn more about PARCC and New Jersey's college- and career-ready standards

Explore your school website, or ask your principal, for information on your school's annual PARCC assessment schedule; the curriculum chosen by your district to give students more hands-on learning experiences that meet state standards; and to learn more about how test results contribute to school improvements. You can also learn more about New Jersey's K-12 standards at <http://www.state.nj.us/education/cccs/>.

For information on how to help your child, and access to actual PARCC test questions and the GreatKids Test Guide for Parents, visit **UnderstandTheScore.org**.



GRADE 8 MATH

Mathematics Assessment Report, 2016–2017

This report shows whether FIRSTNAME met grade-level expectations and is on track for the next course. **This assessment is just one measure of how well your child is performing academically.**

To learn more about the test and to view sample questions and practice tests, visit UnderstandTheScore.org.

How Can You Use This Report?

Ask your child's teachers:

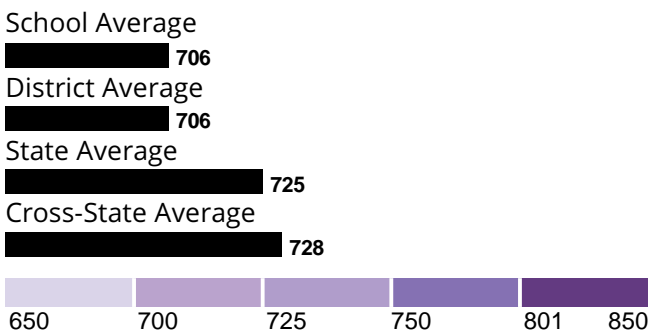

- What do you see as my child's academic strengths and areas for improvement?
- How will you use these test results to help my child make progress this school year?

See side 2 of this report for specific information on your child's performance in mathematics.

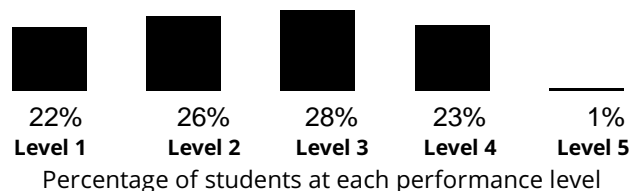
How Did FIRSTNAME Perform Overall?

Performance Level 2

- Level 5** Exceeded Expectations
- Level 4** Met Expectations
- Level 3** Approached Expectations
- Level 2** Partially Met Expectations
- Level 1** Did Not Yet Meet Expectations



How Students in New Jersey Performed



The probable range in the student's overall score on this test is plus or minus 4.3 points. This is the amount of change that would be expected in your child's score if he/she were to take the test many times. Small differences in scores should not be overinterpreted.

How Did Your Child Perform in Areas of Mathematics?

MAJOR CONTENT

Your child performed about the same as students who **approached expectations**. Students meet expectations by solving problems involving radicals, exponents, scientific notation, linear equations, systems of linear equations, linear and nonlinear functions, the Pythagorean Theorem, and transforming shapes on a coordinate plane.

EXPRESSING MATHEMATICAL REASONING




Your child performed about the same as students who **approached expectations**. Students meet expectations by creating and justifying logical mathematical solutions and analyzing and correcting the reasoning of others.

ADDITIONAL & SUPPORTING CONTENT

Your child performed about the same as students who **met or exceeded expectations**. Students meet expectations by solving problems involving irrational numbers, volume, and scatter plots.

MODELING & APPLICATION

Your child performed about the same as students who **did not yet meet or partially met expectations**. Students meet expectations by solving real-world problems, representing and solving problems with symbols, reasoning quantitatively, and strategically using appropriate tools.

LEGEND		
Your child performed about the same as students who:		
 Met or Exceeded Expectations	 Approached Expectations	 Did Not Yet Meet or Partially Met Expectations

What are the PARCC tests? The tests measure how well students have learned grade-level material in English language arts/literacy and mathematics. Students who meet or exceed expectations are likely on track for the next grade or course and, ultimately, for college and careers. The tests include questions that measure your child's fundamental skills and knowledge, and require students to think critically, solve problems, and support or explain their answers. The test is one of several ways to help parents and teachers understand how well children are learning.

How will my child's school use the test results? Results from the test give your child's teacher information about his/her academic performance. The results also give your school and school district important information to make improvements to the education program and to teaching.

Learn more about PARCC and New Jersey's college- and career-ready standards

Explore your school website, or ask your principal, for information on your school's annual PARCC assessment schedule; the curriculum chosen by your district to give students more hands-on learning experiences that meet state standards; and to learn more about how test results contribute to school improvements. You can also learn more about New Jersey's K-12 standards at <http://www.state.nj.us/education/cccs/>.

For information on how to help your child, and access to actual PARCC test questions and the GreatKids Test Guide for Parents, visit **UnderstandTheScore.org**.



ALGEBRA I

Mathematics Assessment Report, 2016–2017

This report shows whether FIRSTNAME met course-level expectations and is on track to be college and career ready. **This assessment is just one measure of how well your child is performing academically.**

To learn more about the test and to view sample questions and practice tests, visit UnderstandTheScore.org.

How Can You Use This Report?

Ask your child's teachers:

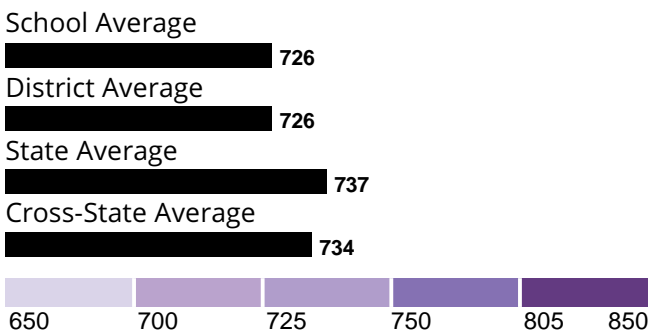
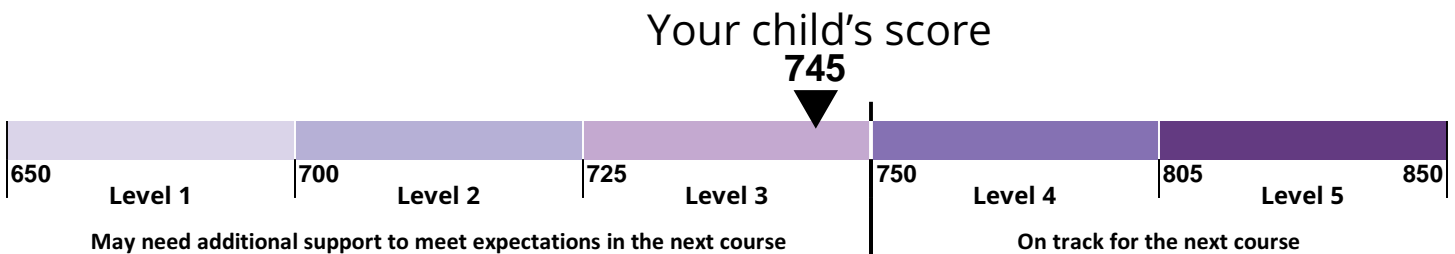
- What do you see as my child's academic strengths and areas for improvement?
- How will you use these test results to help my child make progress this school year?

See side 2 of this report for specific information on your child's performance in mathematics.

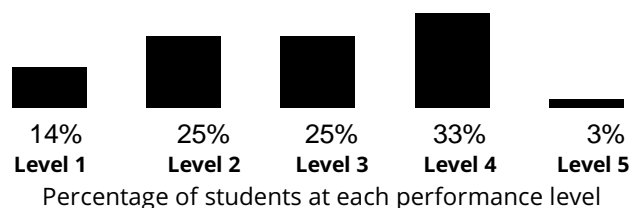
How Did FIRSTNAME Perform Overall?

Performance Level 3

- Level 5** Exceeded Expectations
- Level 4** Met Expectations
- Level 3** Approached Expectations
- Level 2** Partially Met Expectations
- Level 1** Did Not Yet Meet Expectations



How Students in New Jersey Performed



The probable range in the student's overall score on this test is plus or minus 2.4 points. This is the amount of change that would be expected in your child's score if he/she were to take the test many times. Small differences in scores should not be overinterpreted.

How Did Your Child Perform in Areas of Mathematics?



MAJOR CONTENT

Your child performed about the same as students who **did not yet meet or partially met expectations**. Students meet expectations by solving problems involving arithmetic operations on polynomials, linear, quadratic, and exponential equations, an understanding of functions, and interpreting algebraic expressions, functions, and linear models.



EXPRESSING MATHEMATICAL REASONING

Your child performed about the same as students who **approached expectations**. Students meet expectations by creating and justifying logical mathematical solutions and analyzing and correcting the reasoning of others.



ADDITIONAL & SUPPORTING CONTENT

Your child performed about the same as students who **met or exceeded expectations**. Students meet expectations by solving problems involving properties of rational and irrational numbers, writing algebraic expressions in equivalent forms, systems of equations, interpreting data, and linear, quadratic, and exponential models.



MODELING & APPLICATION

Your child performed about the same as students who **did not yet meet or partially met expectations**. Students meet expectations by solving real-world problems, representing and solving problems with symbols, reasoning quantitatively, and strategically using appropriate tools.

LEGEND

Your child performed about the same as students who:



Met or Exceeded Expectations



Approached Expectations



Did Not Yet Meet or Partially Met Expectations

What are the PARCC tests? The tests measure how well students have learned grade-level material in English language arts/literacy and mathematics. Students who meet or exceed expectations are likely on track for the next grade or course and, ultimately, for college and careers. The tests include questions that measure your child's fundamental skills and knowledge, and require students to think critically, solve problems, and support or explain their answers. The test is one of several ways to help parents and teachers understand how well children are learning.

How will my child's school use the test results? Results from the test give your child's teacher information about his/her academic performance. The results also give your school and school district important information to make improvements to the education program and to teaching.

Learn more about PARCC and New Jersey's college- and career-ready standards

Explore your school website, or ask your principal, for information on your school's annual PARCC assessment schedule; the curriculum chosen by your district to give students more hands-on learning experiences that meet state standards; and to learn more about how test results contribute to school improvements. You can also learn more about New Jersey's K-12 standards at <http://www.state.nj.us/education/cccs/>.

For information on how to help your child, and access to actual PARCC test questions and the GreatKids Test Guide for Parents, visit **UnderstandTheScore.org**.



ALGEBRA II

Mathematics Assessment Report, 2016–2017

This report shows whether FIRSTNAME met course-level expectations and is on track to be college and career ready. **This assessment is just one measure of how well your child is performing academically.**

To learn more about the test and to view sample questions and practice tests, visit UnderstandTheScore.org.

How Can You Use This Report?

Ask your child's teachers:


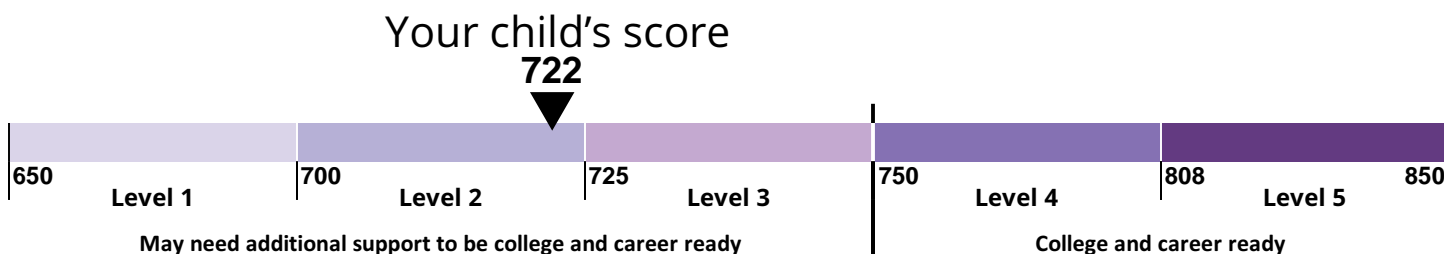
- What do you see as my child's academic strengths and areas for improvement?
- How will you use these test results to help my child make progress this school year?

See side 2 of this report for specific information on your child's performance in mathematics.

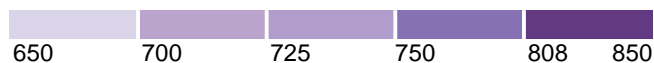
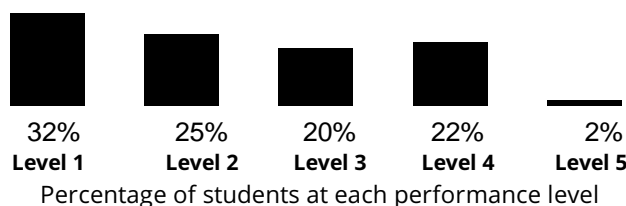
How Did FIRSTNAME Perform Overall?

Performance Level 2

- Level 5** Exceeded Expectations
- Level 4** Met Expectations
- Level 3** Approached Expectations
- Level 2** Partially Met Expectations
- Level 1** Did Not Yet Meet Expectations



How Students in New Jersey Performed



The probable range in the student's overall score on this test is plus or minus 6.1 points. This is the amount of change that would be expected in your child's score if he/she were to take the test many times. Small differences in scores should not be overinterpreted.

12

How Did Your Child Perform in Areas of Mathematics?

MAJOR CONTENT

Your child performed about the same as students who **did not yet meet or partially met expectations**. Students meet expectations by solving problems involving rational exponents, writing and interpreting algebraic expressions, rational and radical equations, graphs of functions, creating linear, quadratic, and exponential functions, and making inferences and justifying conclusions from data.

EXPRESSING MATHEMATICAL REASONING




Your child performed about the same as students who **approached expectations**. Students meet expectations by creating and justifying logical mathematical solutions and analyzing and correcting the reasoning of others.

ADDITIONAL & SUPPORTING CONTENT

Your child performed about the same as students who **met or exceeded expectations**. Students meet expectations by solving problems involving the complex number system, rational expressions and functions, systems of equations, trigonometric functions, interpreting data, and probability.

MODELING & APPLICATION

Your child performed about the same as students who **did not yet meet or partially met expectations**. Students meet expectations by solving real-world problems, representing and solving problems with symbols, reasoning quantitatively, and strategically using appropriate tools.

LEGEND		
Your child performed about the same as students who:		
 Met or Exceeded Expectations	 Approached Expectations	 Did Not Yet Meet or Partially Met Expectations

What are the PARCC tests? The tests measure how well students have learned grade-level material in English language arts/literacy and mathematics. Students who meet or exceed expectations are likely on track for the next grade or course and, ultimately, for college and careers. The tests include questions that measure your child's fundamental skills and knowledge, and require students to think critically, solve problems, and support or explain their answers. The test is one of several ways to help parents and teachers understand how well children are learning.

How will my child's school use the test results? Results from the test give your child's teacher information about his/her academic performance. The results also give your school and school district important information to make improvements to the education program and to teaching.

Learn more about PARCC and New Jersey's college- and career-ready standards

Explore your school website, or ask your principal, for information on your school's annual PARCC assessment schedule; the curriculum chosen by your district to give students more hands-on learning experiences that meet state standards; and to learn more about how test results contribute to school improvements. You can also learn more about New Jersey's K-12 standards at <http://www.state.nj.us/education/cccs/>.

For information on how to help your child, and access to actual PARCC test questions and the GreatKids Test Guide for Parents, visit **UnderstandTheScore.org**.



GEOMETRY

Mathematics Assessment Report, 2016–2017

This report shows whether FIRSTNAME met course-level expectations and is on track to be college and career ready. **This assessment is just one measure of how well your child is performing academically.**

To learn more about the test and to view sample questions and practice tests, visit UnderstandTheScore.org.

How Can You Use This Report?

Ask your child's teachers:

- What do you see as my child's academic strengths and areas for improvement?
- How will you use these test results to help my child make progress this school year?

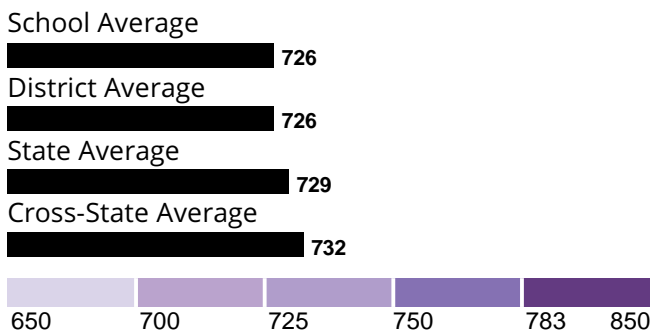
See side 2 of this report for specific information on your child's performance in mathematics.

How Did FIRSTNAME Perform Overall?

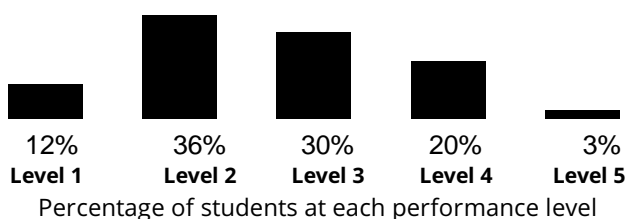
Performance Level 2

- Level 5** Exceeded Expectations
- Level 4** Met Expectations
- Level 3** Approached Expectations
- Level 2** Partially Met Expectations
- Level 1** Did Not Yet Meet Expectations

Your child's score
722



How Students in New Jersey Performed



The probable range in the student's overall score on this test is plus or minus 6.1 points. This is the amount of change that would be expected in your child's score if he/she were to take the test many times. Small differences in scores should not be overinterpreted.

How Did Your Child Perform in Areas of Mathematics?

MAJOR CONTENT

Your child performed about the same as students who **did not yet meet or partially met expectations.** Students meet expectations by solving problems involving geometric proofs, transformations on shapes, right triangles, trigonometry, coordinate geometry, and applications of geometric concepts.

EXPRESSING MATHEMATICAL REASONING




Your child performed about the same as students who **approached expectations.** Students meet expectations by creating and justifying logical mathematical solutions and analyzing and correcting the reasoning of others.

ADDITIONAL & SUPPORTING CONTENT

Your child performed about the same as students who **met or exceeded expectations.** Students meet expectations by solving problems involving transforming shapes on a coordinate plane, geometric constructions, circles, and volume.

MODELING & APPLICATION

Your child performed about the same as students who **did not yet meet or partially met expectations.** Students meet expectations by solving real-world problems, representing and solving problems with symbols, reasoning quantitatively, and strategically using appropriate tools.

LEGEND		
Your child performed about the same as students who:		
 Met or Exceeded Expectations	 Approached Expectations	 Did Not Yet Meet or Partially Met Expectations

What are the PARCC tests? The tests measure how well students have learned grade-level material in English language arts/literacy and mathematics. Students who meet or exceed expectations are likely on track for the next grade or course and, ultimately, for college and careers. The tests include questions that measure your child's fundamental skills and knowledge, and require students to think critically, solve problems, and support or explain their answers. The test is one of several ways to help parents and teachers understand how well children are learning.

How will my child's school use the test results? Results from the test give your child's teacher information about his/her academic performance. The results also give your school and school district important information to make improvements to the education program and to teaching.

Learn more about PARCC and New Jersey's college- and career-ready standards

Explore your school website, or ask your principal, for information on your school's annual PARCC assessment schedule; the curriculum chosen by your district to give students more hands-on learning experiences that meet state standards; and to learn more about how test results contribute to school improvements. You can also learn more about New Jersey's K-12 standards at <http://www.state.nj.us/education/cccs/>.

For information on how to help your child, and access to actual PARCC test questions and the GreatKids Test Guide for Parents, visit **UnderstandTheScore.org**.



INTEGRATED MATHEMATICS I

Mathematics Assessment Report, 2016–2017

This report shows whether FIRSTNAME met course-level expectations and is on track to be college and career ready. **This assessment is just one measure of how well your child is performing academically.**

To learn more about the test and to view sample questions and practice tests, visit UnderstandTheScore.org.

How Can You Use This Report?

Ask your child's teachers:

- What do you see as my child's academic strengths and areas for improvement?
- How will you use these test results to help my child make progress this school year?

See side 2 of this report for specific information on your child's performance in mathematics.

How Did FIRSTNAME Perform Overall?

Performance Level 3

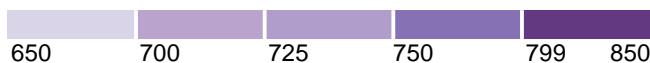
- Level 5** Exceeded Expectations
- Level 4** Met Expectations
- Level 3** Approached Expectations
- Level 2** Partially Met Expectations
- Level 1** Did Not Yet Meet Expectations

Your child's score

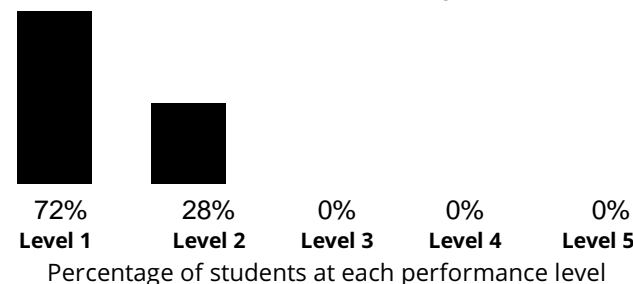
737



School Average **703**
 District Average **703**
 State Average **684**
 Cross-State Average **732**



How Students in New Jersey Performed



The probable range in the student's overall score on this test is plus or minus 5.2 points. This is the amount of change that would be expected in your child's score if he/she were to take the test many times. Small differences in scores should not be overinterpreted.

How Did Your Child Perform in Areas of Mathematics?



MAJOR CONTENT

Your child performed about the same as students who **met or exceeded expectations**. Students meet expectations by solving problems involving an understanding of functions, linear and exponential equations, interpreting exponential expressions, functions, and linear models, geometric proofs, and congruence of geometric figures.



EXPRESSING MATHEMATICAL REASONING

Your child performed about the same as students who **approached expectations**. Students meet expectations by creating and justifying logical mathematical solutions and analyzing and correcting the reasoning of others.



ADDITIONAL & SUPPORTING CONTENT

Your child performed about the same as students who **approached expectations**. Students meet expectations by solving problems involving transformations, systems of equations, interpreting data, linear and exponential models, and writing algebraic expressions in equivalent forms.



MODELING & APPLICATION

Your child performed about the same as students who **did not yet meet or partially met expectations**. Students meet expectations by solving real-world problems, representing and solving problems with symbols, reasoning quantitatively, and strategically using appropriate tools.

LEGEND

Your child performed about the same as students who:



Met or Exceeded Expectations



Approached Expectations



Did Not Yet Meet or Partially Met Expectations

What are the PARCC tests? The tests measure how well students have learned grade-level material in English language arts/literacy and mathematics. Students who meet or exceed expectations are likely on track for the next grade or course and, ultimately, for college and careers. The tests include questions that measure your child's fundamental skills and knowledge, and require students to think critically, solve problems, and support or explain their answers. The test is one of several ways to help parents and teachers understand how well children are learning.

How will my child's school use the test results? Results from the test give your child's teacher information about his/her academic performance. The results also give your school and school district important information to make improvements to the education program and to teaching.

Learn more about PARCC and New Jersey's college- and career-ready standards

Explore your school website, or ask your principal, for information on your school's annual PARCC assessment schedule; the curriculum chosen by your district to give students more hands-on learning experiences that meet state standards; and to learn more about how test results contribute to school improvements. You can also learn more about New Jersey's K-12 standards at <http://www.state.nj.us/education/cccs/>.

For information on how to help your child, and access to actual PARCC test questions and the GreatKids Test Guide for Parents, visit **UnderstandTheScore.org**.



INTEGRATED MATHEMATICS II

Mathematics Assessment Report, 2016–2017

This report shows whether FIRSTNAME met course-level expectations and is on track to be college and career ready. **This assessment is just one measure of how well your child is performing academically.**

To learn more about the test and to view sample questions and practice tests, visit UnderstandTheScore.org.

How Can You Use This Report?

Ask your child’s teachers:

- What do you see as my child’s academic strengths and areas for improvement?
- How will you use these test results to help my child make progress this school year?

See side 2 of this report for specific information on your child’s performance in mathematics.

How Did FIRSTNAME Perform Overall?

Performance Level 2

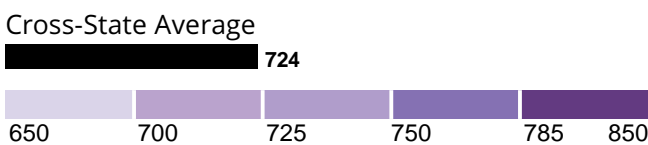
- Level 5** Exceeded Expectations
- Level 4** Met Expectations
- Level 3** Approached Expectations
- Level 2** Partially Met Expectations
- Level 1** Did Not Yet Meet Expectations

Your child’s score
712

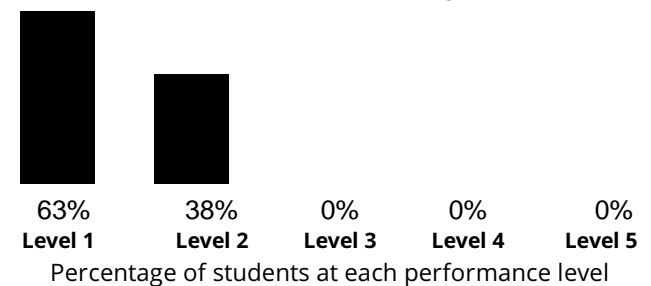


10

School Average **705**
District Average **705**
(Too few students to report state average)



How Students in New Jersey Performed



The probable range in the student’s overall score on this test is plus or minus 4.3 points. This is the amount of change that would be expected in your child’s score if he/she were to take the test many times. Small differences in scores should not be overinterpreted.

How Did Your Child Perform in Areas of Mathematics?

MAJOR CONTENT

Your child performed about the same as students who **approached expectations**. Students meet expectations by solving problems involving arithmetic operations on polynomials, rational exponents, quadratic and exponential expressions and equations, interpreting functions, transformations on shapes, right triangles, and trigonometry.

EXPRESSING MATHEMATICAL REASONING




Your child performed about the same as students who **approached expectations**. Students meet expectations by creating and justifying logical mathematical solutions and analyzing and correcting the reasoning of others.

ADDITIONAL & SUPPORTING CONTENT

Your child performed about the same as students who **met or exceeded expectations**. Students meet expectations by solving problems involving the complex number system, systems of equations, quadratic and exponential functions, representing data, volume, and probability.

MODELING & APPLICATION

Your child performed about the same as students who **did not yet meet or partially met expectations**. Students meet expectations by solving real-world problems, representing and solving problems with symbols, reasoning quantitatively, and strategically using appropriate tools.

LEGEND		
Your child performed about the same as students who:		
 Met or Exceeded Expectations	 Approached Expectations	 Did Not Yet Meet or Partially Met Expectations

What are the PARCC tests? The tests measure how well students have learned grade-level material in English language arts/literacy and mathematics. Students who meet or exceed expectations are likely on track for the next grade or course and, ultimately, for college and careers. The tests include questions that measure your child's fundamental skills and knowledge, and require students to think critically, solve problems, and support or explain their answers. The test is one of several ways to help parents and teachers understand how well children are learning.

How will my child's school use the test results? Results from the test give your child's teacher information about his/her academic performance. The results also give your school and school district important information to make improvements to the education program and to teaching.

Learn more about PARCC and New Jersey's college- and career-ready standards

Explore your school website, or ask your principal, for information on your school's annual PARCC assessment schedule; the curriculum chosen by your district to give students more hands-on learning experiences that meet state standards; and to learn more about how test results contribute to school improvements. You can also learn more about New Jersey's K-12 standards at <http://www.state.nj.us/education/cccs/>.

For information on how to help your child, and access to actual PARCC test questions and the GreatKids Test Guide for Parents, visit **UnderstandTheScore.org**.



INTEGRATED MATHEMATICS III

Mathematics Assessment Report, 2016–2017

This report shows whether FIRSTNAME met course-level expectations and is on track to be college and career ready. **This assessment is just one measure of how well your child is performing academically.**

To learn more about the test and to view sample questions and practice tests, visit UnderstandTheScore.org.

How Can You Use This Report?

Ask your child’s teachers:

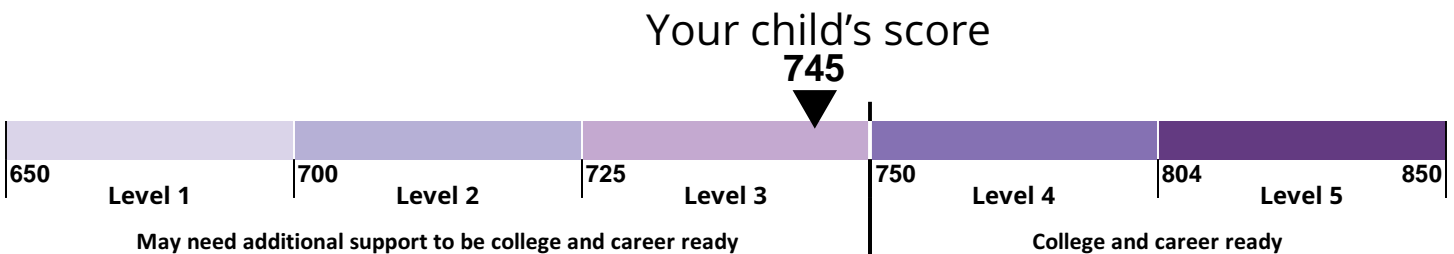
- What do you see as my child’s academic strengths and areas for improvement?
- How will you use these test results to help my child make progress this school year?

See side 2 of this report for specific information on your child’s performance in mathematics.

How Did FIRSTNAME Perform Overall?

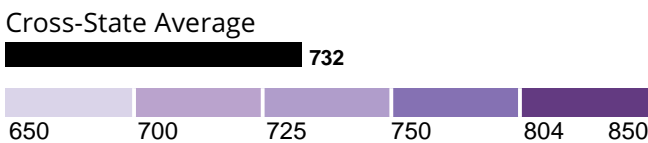
Performance Level 3

- Level 5** Exceeded Expectations
- Level 4** Met Expectations
- Level 3** Approached Expectations
- Level 2** Partially Met Expectations
- Level 1** Did Not Yet Meet Expectations




11

School Average **705**
District Average **702**
(Too few students to report state average)



How Students in New Jersey Performed



The probable range in the student’s overall score on this test is plus or minus 2.4 points. This is the amount of change that would be expected in your child’s score if he/she were to take the test many times. Small differences in scores should not be overinterpreted.

How Did Your Child Perform in Areas of Mathematics?

MAJOR CONTENT

Your child performed about the same as students who **did not yet meet or partially met expectations.** Students meet expectations by solving problems involving polynomial and rational expressions and equations, exponential and radical equations, graphs of functions, coordinate geometry, applications of geometric concepts in modeling situations, and making inferences and justifying conclusions from data.

EXPRESSING MATHEMATICAL REASONING



Your child performed about the same as students who **approached expectations.** Students meet expectations by creating and justifying logical mathematical solutions and analyzing and correcting the reasoning of others.

ADDITIONAL & SUPPORTING CONTENT

Your child performed about the same as students who **met or exceeded expectations.** Students meet expectations by solving problems involving polynomial identities, rational expressions and functions, trigonometric functions, geometric constructions, circles, representing data, and statistics.

MODELING & APPLICATION

Your child performed about the same as students who **did not yet meet or partially met expectations.** Students meet expectations by solving real-world problems, representing and solving problems with symbols, reasoning quantitatively, and strategically using appropriate tools.

LEGEND		
Your child performed about the same as students who:		
 Met or Exceeded Expectations	 Approached Expectations	 Did Not Yet Meet or Partially Met Expectations

What are the PARCC tests? The tests measure how well students have learned grade-level material in English language arts/literacy and mathematics. Students who meet or exceed expectations are likely on track for the next grade or course and, ultimately, for college and careers. The tests include questions that measure your child's fundamental skills and knowledge, and require students to think critically, solve problems, and support or explain their answers. The test is one of several ways to help parents and teachers understand how well children are learning.

How will my child's school use the test results? Results from the test give your child's teacher information about his/her academic performance. The results also give your school and school district important information to make improvements to the education program and to teaching.

Learn more about PARCC and New Jersey's college- and career-ready standards

Explore your school website, or ask your principal, for information on your school's annual PARCC assessment schedule; the curriculum chosen by your district to give students more hands-on learning experiences that meet state standards; and to learn more about how test results contribute to school improvements. You can also learn more about New Jersey's K-12 standards at <http://www.state.nj.us/education/cccs/>.

For information on how to help your child, and access to actual PARCC test questions and the GreatKids Test Guide for Parents, visit **UnderstandTheScore.org**.



ALGEBRA I

Mathematics Assessment Report, 2016–2017

This report shows whether FIRSTNAME met course-level expectations and is on track to be college and career ready. **This assessment is just one measure of how well your child is performing academically.**

To learn more about the test and to view sample questions and practice tests, visit UnderstandTheScore.org.

How Can You Use This Report?

Ask your child's teachers:

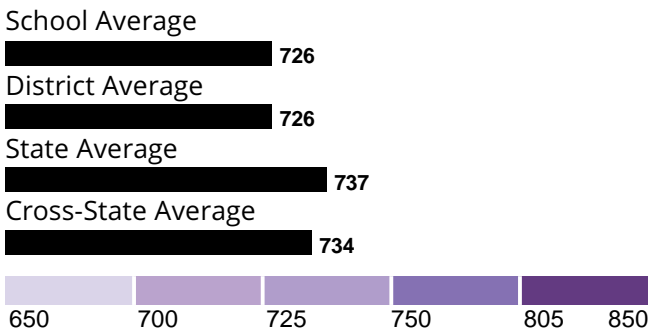
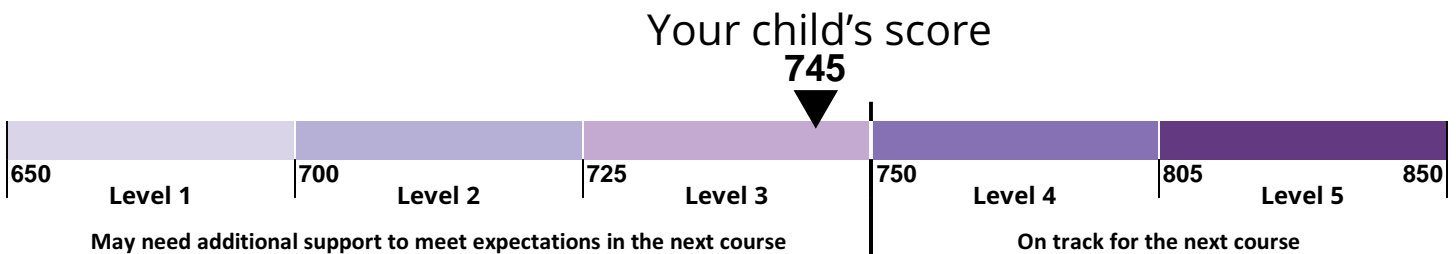
- What do you see as my child's academic strengths and areas for improvement?
- How will you use these test results to help my child make progress this school year?

See side 2 of this report for specific information on your child's performance in mathematics.

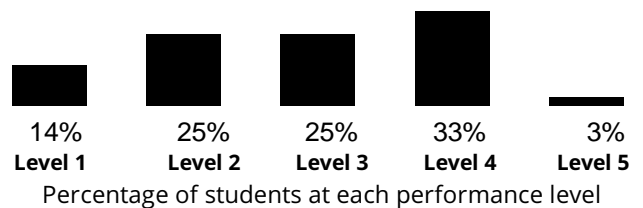
How Did FIRSTNAME Perform Overall?

Performance Level 3

- Level 5** Exceeded Expectations
- Level 4** Met Expectations
- Level 3** Approached Expectations
- Level 2** Partially Met Expectations
- Level 1** Did Not Yet Meet Expectations



How Students in New Jersey Performed



The probable range in the student's overall score on this test is plus or minus 2.4 points. This is the amount of change that would be expected in your child's score if he/she were to take the test many times. Small differences in scores should not be overinterpreted.

How Did Your Child Perform in Areas of Mathematics?

MAJOR CONTENT

Your child performed about the same as students who **did not yet meet or partially met expectations**. Students meet expectations by solving problems involving arithmetic operations on polynomials, linear, quadratic, and exponential equations, an understanding of functions, and interpreting algebraic expressions, functions, and linear models.

EXPRESSING MATHEMATICAL REASONING




Your child performed about the same as students who **approached expectations**. Students meet expectations by creating and justifying logical mathematical solutions and analyzing and correcting the reasoning of others.

ADDITIONAL & SUPPORTING CONTENT

Your child performed about the same as students who **met or exceeded expectations**. Students meet expectations by solving problems involving properties of rational and irrational numbers, writing algebraic expressions in equivalent forms, systems of equations, interpreting data, and linear, quadratic, and exponential models.

MODELING & APPLICATION

Your child performed about the same as students who **did not yet meet or partially met expectations**. Students meet expectations by solving real-world problems, representing and solving problems with symbols, reasoning quantitatively, and strategically using appropriate tools.

LEGEND		
Your child performed about the same as students who:		
 Met or Exceeded Expectations	 Approached Expectations	 Did Not Yet Meet or Partially Met Expectations

What are the PARCC tests? The tests measure how well students have learned grade-level material in English language arts/literacy and mathematics. Students who meet or exceed expectations are likely on track for the next grade or course and, ultimately, for college and careers. The tests include questions that measure your child's fundamental skills and knowledge, and require students to think critically, solve problems, and support or explain their answers. The test is one of several ways to help parents and teachers understand how well children are learning.

How will my child's school use the test results? Results from the test give your child's teacher information about his/her academic performance. The results also give your school and school district important information to make improvements to the education program and to teaching.

Learn more about PARCC and New Jersey's college- and career-ready standards

Explore your school website, or ask your principal, for information on your school's annual PARCC assessment schedule; the curriculum chosen by your district to give students more hands-on learning experiences that meet state standards; and to learn more about how test results contribute to school improvements. You can also learn more about New Jersey's K-12 standards at <http://www.state.nj.us/education/cccs/>.

For information on how to help your child, and access to actual PARCC test questions and the GreatKids Test Guide for Parents, visit **UnderstandTheScore.org**.